

Furman University (online) (2009 Other)

SIUC/Core Institute
1225 Douglas Drive
(618) 453-4366
Carbondale, IL 62901

Consortium Number =
Institution Number = 6617
Number of Surveys = 797

1. Classification

| | Male | | Female | | Unknown | | Total | |
|-------------------------|-------|------|--------|------|---------|------|-------|-------|
| | Freq. | Pct. | Freq. | Pct. | Freq. | Pct. | Freq. | Pct. |
| 01 Freshman | 55 | 23 | 163 | 29 | 1 | 100 | 219 | 27.5 |
| 02 Sophomore | 56 | 23 | 146 | 26 | 0 | 0 | 202 | 25.3 |
| 03 Junior | 63 | 26 | 128 | 23 | 0 | 0 | 191 | 24.0 |
| 04 Senior | 68 | 28 | 115 | 21 | 0 | 0 | 183 | 23.0 |
| 05 Grad/professional | 1 | 0 | 0 | 0 | 0 | 0 | 1 | 0.1 |
| 06 Not seeking a degree | 0 | 0 | 1 | 0 | 0 | 0 | 1 | 0.1 |
| 07 Other | 0 | 0 | 0 | 0 | 0 | 0 | 0 | 0.0 |
| Valid responses = | 243 | 30 | 553 | 69 | 1 | 0 | 797 | 100.0 |

Invalid responses include no response or multiple responses.

2. Age

| | Male | | Female | | Unknown | | Total | |
|-------------------|-------|------|--------|------|---------|------|-------|------|
| | Freq. | Pct. | Freq. | Pct. | Freq. | Pct. | Freq. | Pct. |
| 17 | 0 | 0 | 2 | 0 | 0 | 0 | 2 | 0.3 |
| 18 | 30 | 12 | 88 | 16 | 1 | 100 | 119 | 14.9 |
| 19 | 54 | 22 | 148 | 27 | 0 | 0 | 202 | 25.4 |
| 20 | 60 | 25 | 147 | 27 | 0 | 0 | 207 | 26.0 |
| 21 | 61 | 25 | 116 | 21 | 0 | 0 | 177 | 22.2 |
| 22 | 33 | 14 | 46 | 8 | 0 | 0 | 79 | 9.9 |
| 23 | 3 | 1 | 1 | 0 | 0 | 0 | 4 | 0.5 |
| 24 | 0 | 0 | 1 | 0 | 0 | 0 | 1 | 0.1 |
| 25 | 2 | 1 | 0 | 0 | 0 | 0 | 2 | 0.3 |
| 29 | 0 | 0 | 2 | 0 | 0 | 0 | 2 | 0.3 |
| 31 | 0 | 0 | 1 | 0 | 0 | 0 | 1 | 0.1 |
| Valid responses = | 243 | 31 | 552 | 69 | 1 | 0 | 796 | 99.9 |

Invalid responses include no response or multiple responses.

3. Ethnic origin

| | Male | | Female | | Unknown | | Total | |
|-----------------------------------|-------|------|--------|------|---------|------|-------|------|
| | Freq. | Pct. | Freq. | Pct. | Freq. | Pct. | Freq. | Pct. |
| 01 American Indian/Alaskan Native | 0 | 0 | 1 | 0 | 0 | 0 | 1 | 0.1 |
| 02 Hispanic | 2 | 1 | 9 | 2 | 0 | 0 | 11 | 1.4 |
| 03 Asian/Pacific Islander | 8 | 3 | 20 | 4 | 0 | 0 | 28 | 3.5 |
| 04 White (non-Hispanic) | 212 | 88 | 478 | 86 | 1 | 100 | 691 | 87.0 |
| 05 Black (non-Hispanic) | 12 | 5 | 28 | 5 | 0 | 0 | 40 | 5.0 |
| 06 Other | 6 | 3 | 17 | 3 | 0 | 0 | 23 | 2.9 |
| Valid responses = | 240 | 30 | 553 | 70 | 1 | 0 | 794 | 99.6 |

Invalid responses include no response or multiple responses.

4. Marital status

| | Male | | Female | | Unknown | | Total | |
|-------------------|-------|------|--------|------|---------|------|-------|-------|
| | Freq. | Pct. | Freq. | Pct. | Freq. | Pct. | Freq. | Pct. |
| 01 Single | 241 | 99 | 549 | 99 | 1 | 100 | 791 | 99.2 |
| 02 Married | 2 | 1 | 4 | 1 | 0 | 0 | 6 | 0.8 |
| 03 Separated | 0 | 0 | 0 | 0 | 0 | 0 | 0 | 0.0 |
| 04 Divorced | 0 | 0 | 0 | 0 | 0 | 0 | 0 | 0.0 |
| 05 Widowed | 0 | 0 | 0 | 0 | 0 | 0 | 0 | 0.0 |
| Valid responses = | 243 | 30 | 553 | 69 | 1 | 0 | 797 | 100.0 |

Invalid responses include no response or multiple responses.

5. Gender

| | Male | | Female | | Unknown | | Total | |
|-------------------|-------|------|--------|------|---------|------|-------|------|
| | Freq. | Pct. | Freq. | Pct. | Freq. | Pct. | Freq. | Pct. |
| 01 Male | 243 | 100 | 0 | 0 | 0 | 0 | 243 | 30.5 |
| 02 Female | 0 | 0 | 553 | 100 | 0 | 0 | 553 | 69.5 |
| Valid responses = | 243 | 31 | 553 | 69 | 0 | 0 | 796 | 99.9 |

Invalid responses include no response or multiple responses.

Furman University (online) (2009 Other)

SIUC/Core Institute
1225 Douglas Drive
(618) 453-4366
Carbondale, IL 62901

Consortium Number =
Institution Number = 6617
Number of Surveys = 797

6. Is your current residence as a student

| | Male | | Female | | Unknown | | Total | | |
|-------------------|-------|------|--------|------|---------|------|-------|-------|--|
| | Freq. | Pct. | Freq. | Pct. | Freq. | Pct. | Freq. | Pct. | |
| 01 On-campus | 223 | 92 | 523 | 95 | 1 | 100 | 747 | 93.7 | |
| 02 Off-campus | 20 | 8 | 30 | 5 | 0 | 0 | 50 | 6.3 | |
| Valid responses = | 243 | 30 | 553 | 69 | 1 | 0 | 797 | 100.0 | |

Invalid responses include no response or multiple responses.

7. Are you working

| | Male | | Female | | Unknown | | Total | | |
|-------------------|-------|------|--------|------|---------|------|-------|-------|--|
| | Freq. | Pct. | Freq. | Pct. | Freq. | Pct. | Freq. | Pct. | |
| 01 Yes, full-time | 5 | 2 | 10 | 2 | 0 | 0 | 15 | 1.9 | |
| 02 Yes, part-time | 103 | 42 | 240 | 43 | 0 | 0 | 343 | 43.0 | |
| 03 No | 135 | 56 | 303 | 55 | 1 | 100 | 439 | 55.1 | |
| Valid responses = | 243 | 30 | 553 | 69 | 1 | 0 | 797 | 100.0 | |

Invalid responses include no response or multiple responses.

8A. Living arrangements (Where)

| | Male | | Female | | Unknown | | Total | | |
|---------------------------|-------|------|--------|------|---------|------|-------|------|--|
| | Freq. | Pct. | Freq. | Pct. | Freq. | Pct. | Freq. | Pct. | |
| 01 House/apartment/etc. | 121 | 50 | 225 | 41 | 0 | 0 | 346 | 43.5 | |
| 02 Residence hall | 105 | 43 | 304 | 55 | 1 | 100 | 410 | 51.5 | |
| 03 Approved housing | 11 | 5 | 16 | 3 | 0 | 0 | 27 | 3.4 | |
| 04 Fraternity or sorority | 4 | 2 | 5 | 1 | 0 | 0 | 9 | 1.1 | |
| 05 Other | 1 | 0 | 3 | 1 | 0 | 0 | 4 | 0.5 | |
| Valid responses = | 242 | 30 | 553 | 69 | 1 | 0 | 796 | 99.9 | |

Invalid responses include no response or multiple responses.

8B. Living arrangements (With whom)

| | Male | | Female | | Unknown | | Total | | |
|---------------------|-------|------|--------|------|---------|------|-------|------|--|
| | Freq. | Pct. | Freq. | Pct. | Freq. | Pct. | Freq. | Pct. | |
| 01 With roommate(s) | 226 | 93 | 522 | 94 | 1 | 100 | 749 | 94.0 | |
| 02 Alone | 16 | 7 | 19 | 3 | 0 | 0 | 35 | 4.4 | |
| 03 With parent(s) | 2 | 1 | 8 | 1 | 0 | 0 | 10 | 1.3 | |
| 04 With spouse | 2 | 1 | 4 | 1 | 0 | 0 | 6 | 0.8 | |
| 05 With children | 1 | 0 | 1 | 0 | 0 | 0 | 2 | 0.3 | |
| 06 Other | 0 | 0 | 3 | 1 | 0 | 0 | 3 | 0.4 | |

Valid responses = all responses and blanks: since multiple responses were possible, more than 100% may be indicated.

9. Approximate cumulative grade point average

| | Male | | Female | | Unknown | | Total | | |
|-------------------|-------|------|--------|------|---------|------|-------|-------|--|
| | Freq. | Pct. | Freq. | Pct. | Freq. | Pct. | Freq. | Pct. | |
| 01 F | 0 | 0 | 0 | 0 | 0 | 0 | 0 | 0.0 | |
| 02 D- | 0 | 0 | 0 | 0 | 0 | 0 | 0 | 0.0 | |
| 03 D | 1 | 0 | 0 | 0 | 0 | 0 | 1 | 0.1 | |
| 04 D+ | 0 | 0 | 2 | 0 | 0 | 0 | 2 | 0.3 | |
| 05 C- | 2 | 1 | 2 | 0 | 0 | 0 | 4 | 0.5 | |
| 06 C | 8 | 3 | 13 | 2 | 0 | 0 | 21 | 2.6 | |
| 07 C+ | 17 | 7 | 15 | 3 | 0 | 0 | 32 | 4.0 | |
| 08 B- | 27 | 11 | 44 | 8 | 1 | 100 | 72 | 9.0 | |
| 09 B | 47 | 19 | 115 | 21 | 0 | 0 | 162 | 20.3 | |
| 10 B+ | 46 | 19 | 117 | 21 | 0 | 0 | 163 | 20.5 | |
| 11 A- | 46 | 19 | 119 | 22 | 0 | 0 | 165 | 20.7 | |
| 12 A | 40 | 16 | 118 | 21 | 0 | 0 | 158 | 19.8 | |
| 13 A+ | 9 | 4 | 8 | 1 | 0 | 0 | 17 | 2.1 | |
| Valid responses = | 243 | 30 | 553 | 69 | 1 | 0 | 797 | 100.0 | |

Invalid responses include no response or multiple responses.

10a. Some students have indicated that alcohol or drug use at parties they attend in and around campus reduces their enjoyment, often leads to negative situations, and therefore, they would rather not have alcohol and drugs available and used. Other students have indicated that alcohol and drug use at parties increases their enjoyment, often leads to positive situations, and therefore, they would rather have alcohol and drugs available and used. Which of these is closest to your own view?

With regard to drugs

| | Male | | Female | | Unknown | | Total | |
|-----------------------|-------|------|--------|------|---------|------|-------|------|
| | Freq. | Pct. | Freq. | Pct. | Freq. | Pct. | Freq. | Pct. |
| 01 have available | 39 | 16 | 45 | 8 | 0 | 0 | 84 | 10.6 |
| 02 not have available | 203 | 84 | 507 | 92 | 1 | 100 | 711 | 89.4 |
| Valid responses = | 242 | 30 | 552 | 69 | 1 | 0 | 795 | 99.7 |

Invalid responses include no response or multiple responses.

10b. Some students have indicated that alcohol or drug use at parties they attend in and around campus reduces their enjoyment, often leads to negative situations, and therefore, they would rather not have alcohol and drugs available and used. Other students have indicated that alcohol and drug use at parties increases their enjoyment, often leads to positive situations, and therefore, they would rather have alcohol and drugs available and used. Which of these is closest to your own view?

With regard to alcohol

| | Male | | Female | | Unknown | | Total | |
|-----------------------|-------|------|--------|------|---------|------|-------|------|
| | Freq. | Pct. | Freq. | Pct. | Freq. | Pct. | Freq. | Pct. |
| 01 have available | 178 | 74 | 353 | 64 | 1 | 100 | 532 | 66.9 |
| 02 not have available | 64 | 26 | 199 | 36 | 0 | 0 | 263 | 33.1 |
| Valid responses = | 242 | 30 | 552 | 69 | 1 | 0 | 795 | 99.7 |

Invalid responses include no response or multiple responses.

11. Student status

| | Male | | Female | | Unknown | | Total | |
|-----------------------------|-------|------|--------|------|---------|------|-------|------|
| | Freq. | Pct. | Freq. | Pct. | Freq. | Pct. | Freq. | Pct. |
| 01 Full-time (12+ credits) | 239 | 99 | 545 | 99 | 1 | 100 | 785 | 98.9 |
| 02 Part-time (1-11 credits) | 3 | 1 | 6 | 1 | 0 | 0 | 9 | 1.1 |
| Valid responses = | 242 | 30 | 551 | 69 | 1 | 0 | 794 | 99.6 |

Invalid responses include no response or multiple responses.

12a. Campus situation on alcohol and drugs

a. Does your campus have alcohol and drug policies

| | Male | | Female | | Unknown | | Total | |
|-------------------|-------|------|--------|------|---------|------|-------|-------|
| | Freq. | Pct. | Freq. | Pct. | Freq. | Pct. | Freq. | Pct. |
| 01 Yes | 243 | 100 | 550 | 99 | 1 | 100 | 794 | 99.6 |
| 02 No | 0 | 0 | 1 | 0 | 0 | 0 | 1 | 0.1 |
| 03 Don't Know | 0 | 0 | 2 | 0 | 0 | 0 | 2 | 0.3 |
| Valid responses = | 243 | 30 | 553 | 69 | 1 | 0 | 797 | 100.0 |

Invalid responses include no response or multiple responses.

12b. Campus situation on alcohol and drugs

b. If so, are they enforced

| | Male | | Female | | Unknown | | Total | |
|-------------------|-------|------|--------|------|---------|------|-------|------|
| | Freq. | Pct. | Freq. | Pct. | Freq. | Pct. | Freq. | Pct. |
| 01 Yes | 212 | 88 | 467 | 85 | 1 | 100 | 680 | 85.9 |
| 02 No | 19 | 8 | 37 | 7 | 0 | 0 | 56 | 7.1 |
| 03 Don't Know | 10 | 4 | 46 | 8 | 0 | 0 | 56 | 7.1 |
| Valid responses = | 241 | 30 | 550 | 69 | 1 | 0 | 792 | 99.4 |

Invalid responses include no response or multiple responses.

Furman University (online) (2009 Other)

SIUC/Core Institute
1225 Douglas Drive
(618) 453-4366
Carbondale, IL 62901

Consortium Number =
Institution Number = 6617
Number of Surveys = 797

12c. Campus situation on alcohol and drugs

c. Does your campus have a drug and alcohol prevention program

| | Male | | Female | | Unknown | | Total | | |
|-------------------|-------|------|--------|------|---------|------|-------|------|--|
| | Freq. | Pct. | Freq. | Pct. | Freq. | Pct. | Freq. | Pct. | |
| 01 Yes | 145 | 60 | 248 | 45 | 1 | 100 | 394 | 49.6 | |
| 02 No | 7 | 3 | 30 | 5 | 0 | 0 | 37 | 4.7 | |
| 03 Don't Know | 91 | 37 | 273 | 50 | 0 | 0 | 364 | 45.8 | |
| Valid responses = | 243 | 31 | 551 | 69 | 1 | 0 | 795 | 99.7 | |

Invalid responses include no response or multiple responses.

12d. Campus situation on alcohol and drugs

d. Do you believe your campus is concerned about the prevention of drug and alcohol use

| | Male | | Female | | Unknown | | Total | | |
|-------------------|-------|------|--------|------|---------|------|-------|------|--|
| | Freq. | Pct. | Freq. | Pct. | Freq. | Pct. | Freq. | Pct. | |
| 01 Yes | 216 | 89 | 488 | 89 | 1 | 100 | 705 | 88.7 | |
| 02 No | 14 | 6 | 23 | 4 | 0 | 0 | 37 | 4.7 | |
| 03 Don't Know | 13 | 5 | 40 | 7 | 0 | 0 | 53 | 6.7 | |
| Valid responses = | 243 | 31 | 551 | 69 | 1 | 0 | 795 | 99.7 | |

Invalid responses include no response or multiple responses.

12e. Campus situation on alcohol and drugs

e. Are you actively involved in efforts to prevent drug and alcohol use problems on your campus

| | Male | | Female | | Unknown | | Total | | |
|-------------------|-------|------|--------|------|---------|------|-------|------|--|
| | Freq. | Pct. | Freq. | Pct. | Freq. | Pct. | Freq. | Pct. | |
| 01 Yes | 36 | 15 | 74 | 13 | 0 | 0 | 110 | 13.8 | |
| 02 No | 207 | 85 | 478 | 87 | 1 | 100 | 686 | 86.2 | |
| Valid responses = | 243 | 31 | 552 | 69 | 1 | 0 | 796 | 99.9 | |

Invalid responses include no response or multiple responses.

13. Place of permanent residence

| | Male | | Female | | Unknown | | Total | | |
|----------------------|-------|------|--------|------|---------|------|-------|------|--|
| | Freq. | Pct. | Freq. | Pct. | Freq. | Pct. | Freq. | Pct. | |
| 01 In-state | 97 | 40 | 182 | 33 | 0 | 0 | 279 | 35.1 | |
| 02 USA, out of state | 145 | 60 | 356 | 64 | 1 | 100 | 502 | 63.1 | |
| 03 Other country | 1 | 0 | 14 | 3 | 0 | 0 | 15 | 1.9 | |
| Valid responses = | 243 | 31 | 552 | 69 | 1 | 0 | 796 | 99.9 | |

Invalid responses include no response or multiple responses.

14. Think back over the last two weeks. How many times have you had five or more drinks at a sitting

| | Male | | Female | | Unknown | | Total | | |
|---------------------|-------|------|--------|------|---------|------|-------|------|--|
| | Freq. | Pct. | Freq. | Pct. | Freq. | Pct. | Freq. | Pct. | |
| 01 None | 140 | 58 | 414 | 75 | 1 | 100 | 555 | 69.8 | |
| 02 Once | 39 | 16 | 63 | 11 | 0 | 0 | 102 | 12.8 | |
| 03 Twice | 28 | 12 | 43 | 8 | 0 | 0 | 71 | 8.9 | |
| 04 3 to 5 times | 23 | 10 | 28 | 5 | 0 | 0 | 51 | 6.4 | |
| 05 6 to 9 times | 10 | 4 | 3 | 1 | 0 | 0 | 13 | 1.6 | |
| 06 10 or more times | 2 | 1 | 1 | 0 | 0 | 0 | 3 | 0.4 | |
| Valid responses = | 242 | 30 | 552 | 69 | 1 | 0 | 795 | 99.7 | |

Invalid responses include no response or multiple responses.

Furman University (online) (2009 Other)

SIUC/Core Institute
1225 Douglas Drive
(618) 453-4366
Carbondale, IL 62901

Consortium Number =
Institution Number = 6617
Number of Surveys = 797

15. Average # of drinks you consume a week

| | Male | | Female | | Unknown | | Total | |
|-------------------|-------|------|--------|------|---------|------|-------|------|
| | Freq. | Pct. | Freq. | Pct. | Freq. | Pct. | Freq. | Pct. |
| 00 | 95 | 39 | 275 | 50 | 1 | 100 | 371 | 46.8 |
| 01 | 16 | 7 | 80 | 15 | 0 | 0 | 96 | 12.1 |
| 02 | 16 | 7 | 46 | 8 | 0 | 0 | 62 | 7.8 |
| 03 | 19 | 8 | 39 | 7 | 0 | 0 | 58 | 7.3 |
| 04 | 17 | 7 | 26 | 5 | 0 | 0 | 43 | 5.4 |
| 05 | 10 | 4 | 19 | 3 | 0 | 0 | 29 | 3.7 |
| 06 | 8 | 3 | 18 | 3 | 0 | 0 | 26 | 3.3 |
| 07 | 8 | 3 | 11 | 2 | 0 | 0 | 19 | 2.4 |
| 08 | 5 | 2 | 10 | 2 | 0 | 0 | 15 | 1.9 |
| 09 | 2 | 1 | 4 | 1 | 0 | 0 | 6 | 0.8 |
| 10 | 11 | 5 | 10 | 2 | 0 | 0 | 21 | 2.6 |
| 12 | 2 | 1 | 4 | 1 | 0 | 0 | 6 | 0.8 |
| 14 | 3 | 1 | 0 | 0 | 0 | 0 | 3 | 0.4 |
| 15 | 6 | 2 | 4 | 1 | 0 | 0 | 10 | 1.3 |
| 16 | 1 | 0 | 0 | 0 | 0 | 0 | 1 | 0.1 |
| 20 | 5 | 2 | 4 | 1 | 0 | 0 | 9 | 1.1 |
| 25 | 2 | 1 | 0 | 0 | 0 | 0 | 2 | 0.3 |
| 30 | 5 | 2 | 0 | 0 | 0 | 0 | 5 | 0.6 |
| 35 | 2 | 1 | 0 | 0 | 0 | 0 | 2 | 0.3 |
| 36 | 1 | 0 | 0 | 0 | 0 | 0 | 1 | 0.1 |
| 40 | 4 | 2 | 0 | 0 | 0 | 0 | 4 | 0.5 |
| 45 | 1 | 0 | 0 | 0 | 0 | 0 | 1 | 0.1 |
| 50 | 2 | 1 | 0 | 0 | 0 | 0 | 2 | 0.3 |
| 60 | 1 | 0 | 0 | 0 | 0 | 0 | 1 | 0.1 |
| Valid responses = | 242 | 31 | 550 | 69 | 1 | 0 | 793 | 99.5 |

Invalid responses include no response or multiple responses.

| | Mean | Std Dev |
|---------|--------|---------|
| Male | 5.9421 | 10.2850 |
| Female | 1.9582 | 3.2006 |
| Overall | 3.1715 | 6.5322 |

16a. At what age did you first use tobacco (smoke, chew, snuff)

| | Male | | Female | | Unknown | | Total | |
|-------------------|-------|------|--------|------|---------|------|-------|------|
| | Freq. | Pct. | Freq. | Pct. | Freq. | Pct. | Freq. | Pct. |
| 01 Never | 137 | 57 | 434 | 79 | 1 | 100 | 572 | 72.1 |
| 02 Under 10 | 0 | 0 | 3 | 1 | 0 | 0 | 3 | 0.4 |
| 03 10 - 11 | 0 | 0 | 4 | 1 | 0 | 0 | 4 | 0.5 |
| 04 12 - 13 | 4 | 2 | 4 | 1 | 0 | 0 | 8 | 1.0 |
| 05 14 - 15 | 9 | 4 | 18 | 3 | 0 | 0 | 27 | 3.4 |
| 06 16 - 17 | 36 | 15 | 29 | 5 | 0 | 0 | 65 | 8.2 |
| 07 18 - 20 | 54 | 22 | 57 | 10 | 0 | 0 | 111 | 14.0 |
| 08 21 - 25 | 2 | 1 | 1 | 0 | 0 | 0 | 3 | 0.4 |
| 09 26+ | 0 | 0 | 0 | 0 | 0 | 0 | 0 | 0.0 |
| Valid responses = | 242 | 31 | 550 | 69 | 1 | 0 | 793 | 99.5 |

Invalid responses include no response or multiple responses.

Furman University (online) (2009 Other)

SIUC/Core Institute
1225 Douglas Drive
(618) 453-4366
Carbondale, IL 62901

Consortium Number =
Institution Number = 6617
Number of Surveys = 797

16b. At what age did you first use alcohol (beer, wine, liquor)

| | Male | | Female | | Unknown | | Total | | |
|-------------------|-------|------|--------|------|---------|------|-------|------|--|
| | Freq. | Pct. | Freq. | Pct. | Freq. | Pct. | Freq. | Pct. | |
| 01 Never | 53 | 22 | 154 | 28 | 0 | 0 | 207 | 26.0 | |
| 02 Under 10 | 0 | 0 | 5 | 1 | 0 | 0 | 5 | 0.6 | |
| 03 10 - 11 | 4 | 2 | 3 | 1 | 0 | 0 | 7 | 0.9 | |
| 04 12 - 13 | 6 | 2 | 15 | 3 | 0 | 0 | 21 | 2.6 | |
| 05 14 - 15 | 15 | 6 | 48 | 9 | 1 | 100 | 64 | 8.1 | |
| 06 16 - 17 | 63 | 26 | 103 | 19 | 0 | 0 | 166 | 20.9 | |
| 07 18 - 20 | 84 | 35 | 194 | 35 | 0 | 0 | 278 | 35.0 | |
| 08 21 - 25 | 17 | 7 | 30 | 5 | 0 | 0 | 47 | 5.9 | |
| 09 26+ | 0 | 0 | 0 | 0 | 0 | 0 | 0 | 0.0 | |
| Valid responses = | 242 | 30 | 552 | 69 | 1 | 0 | 795 | 99.7 | |

Invalid responses include no response or multiple responses.

16c. At what age did you first use marijuana (pot, hash, hash oil)

| | Male | | Female | | Unknown | | Total | | |
|-------------------|-------|------|--------|------|---------|------|-------|------|--|
| | Freq. | Pct. | Freq. | Pct. | Freq. | Pct. | Freq. | Pct. | |
| 01 Never | 173 | 71 | 444 | 80 | 1 | 100 | 618 | 77.7 | |
| 02 Under 10 | 0 | 0 | 1 | 0 | 0 | 0 | 1 | 0.1 | |
| 03 10 - 11 | 0 | 0 | 0 | 0 | 0 | 0 | 0 | 0.0 | |
| 04 12 - 13 | 0 | 0 | 1 | 0 | 0 | 0 | 1 | 0.1 | |
| 05 14 - 15 | 6 | 2 | 14 | 3 | 0 | 0 | 20 | 2.5 | |
| 06 16 - 17 | 24 | 10 | 35 | 6 | 0 | 0 | 59 | 7.4 | |
| 07 18 - 20 | 36 | 15 | 53 | 10 | 0 | 0 | 89 | 11.2 | |
| 08 21 - 25 | 3 | 1 | 4 | 1 | 0 | 0 | 7 | 0.9 | |
| 09 26+ | 0 | 0 | 0 | 0 | 0 | 0 | 0 | 0.0 | |
| Valid responses = | 242 | 30 | 552 | 69 | 1 | 0 | 795 | 99.7 | |

Invalid responses include no response or multiple responses.

16d. At what age did you first use cocaine (crack, rock, freebase)

| | Male | | Female | | Unknown | | Total | | |
|-------------------|-------|------|--------|------|---------|------|-------|------|--|
| | Freq. | Pct. | Freq. | Pct. | Freq. | Pct. | Freq. | Pct. | |
| 01 Never | 235 | 98 | 540 | 99 | 1 | 100 | 776 | 98.4 | |
| 02 Under 10 | 0 | 0 | 0 | 0 | 0 | 0 | 0 | 0.0 | |
| 03 10 - 11 | 0 | 0 | 0 | 0 | 0 | 0 | 0 | 0.0 | |
| 04 12 - 13 | 0 | 0 | 0 | 0 | 0 | 0 | 0 | 0.0 | |
| 05 14 - 15 | 0 | 0 | 0 | 0 | 0 | 0 | 0 | 0.0 | |
| 06 16 - 17 | 2 | 1 | 3 | 1 | 0 | 0 | 5 | 0.6 | |
| 07 18 - 20 | 2 | 1 | 5 | 1 | 0 | 0 | 7 | 0.9 | |
| 08 21 - 25 | 1 | 0 | 0 | 0 | 0 | 0 | 1 | 0.1 | |
| 09 26+ | 0 | 0 | 0 | 0 | 0 | 0 | 0 | 0.0 | |
| Valid responses = | 240 | 30 | 548 | 69 | 1 | 0 | 789 | 99.0 | |

Invalid responses include no response or multiple responses.

16e. At what age did you first use amphetamines (diet pills, speed)

| | Male | | Female | | Unknown | | Total | | |
|-------------------|-------|------|--------|------|---------|------|-------|------|--|
| | Freq. | Pct. | Freq. | Pct. | Freq. | Pct. | Freq. | Pct. | |
| 01 Never | 230 | 96 | 517 | 94 | 1 | 100 | 748 | 94.8 | |
| 02 Under 10 | 0 | 0 | 0 | 0 | 0 | 0 | 0 | 0.0 | |
| 03 10 - 11 | 0 | 0 | 1 | 0 | 0 | 0 | 1 | 0.1 | |
| 04 12 - 13 | 1 | 0 | 2 | 0 | 0 | 0 | 3 | 0.4 | |
| 05 14 - 15 | 0 | 0 | 2 | 0 | 0 | 0 | 2 | 0.3 | |
| 06 16 - 17 | 3 | 1 | 8 | 1 | 0 | 0 | 11 | 1.4 | |
| 07 18 - 20 | 5 | 2 | 17 | 3 | 0 | 0 | 22 | 2.8 | |
| 08 21 - 25 | 0 | 0 | 2 | 0 | 0 | 0 | 2 | 0.3 | |
| 09 26+ | 0 | 0 | 0 | 0 | 0 | 0 | 0 | 0.0 | |
| Valid responses = | 239 | 30 | 549 | 70 | 1 | 0 | 789 | 99.0 | |

Invalid responses include no response or multiple responses.

Furman University (online) (2009 Other)

SIUC/Core Institute
1225 Douglas Drive
(618) 453-4366
Carbondale, IL 62901

Consortium Number =
Institution Number = 6617
Number of Surveys = 797

16f. At what age did you first use sedatives (downers, ludes)

| | Male | | Female | | Unknown | | Total | | |
|-------------------|-------|------|--------|------|---------|------|-------|------|--|
| | Freq. | Pct. | Freq. | Pct. | Freq. | Pct. | Freq. | Pct. | |
| 01 Never | 231 | 96 | 540 | 99 | 1 | 100 | 772 | 98.0 | |
| 02 Under 10 | 0 | 0 | 0 | 0 | 0 | 0 | 0 | 0.0 | |
| 03 10 - 11 | 0 | 0 | 0 | 0 | 0 | 0 | 0 | 0.0 | |
| 04 12 - 13 | 0 | 0 | 1 | 0 | 0 | 0 | 1 | 0.1 | |
| 05 14 - 15 | 2 | 1 | 1 | 0 | 0 | 0 | 3 | 0.4 | |
| 06 16 - 17 | 1 | 0 | 2 | 0 | 0 | 0 | 3 | 0.4 | |
| 07 18 - 20 | 3 | 1 | 3 | 1 | 0 | 0 | 6 | 0.8 | |
| 08 21 - 25 | 3 | 1 | 0 | 0 | 0 | 0 | 3 | 0.4 | |
| 09 26+ | 0 | 0 | 0 | 0 | 0 | 0 | 0 | 0.0 | |
| Valid responses = | 240 | 30 | 547 | 69 | 1 | 0 | 788 | 98.9 | |

Invalid responses include no response or multiple responses.

16g. At what age did you first use hallucinogens (LSD, PCP)

| | Male | | Female | | Unknown | | Total | | |
|-------------------|-------|------|--------|------|---------|------|-------|------|--|
| | Freq. | Pct. | Freq. | Pct. | Freq. | Pct. | Freq. | Pct. | |
| 01 Never | 230 | 95 | 539 | 98 | 1 | 100 | 770 | 97.3 | |
| 02 Under 10 | 0 | 0 | 0 | 0 | 0 | 0 | 0 | 0.0 | |
| 03 10 - 11 | 0 | 0 | 0 | 0 | 0 | 0 | 0 | 0.0 | |
| 04 12 - 13 | 0 | 0 | 0 | 0 | 0 | 0 | 0 | 0.0 | |
| 05 14 - 15 | 0 | 0 | 0 | 0 | 0 | 0 | 0 | 0.0 | |
| 06 16 - 17 | 3 | 1 | 2 | 0 | 0 | 0 | 5 | 0.6 | |
| 07 18 - 20 | 7 | 3 | 6 | 1 | 0 | 0 | 13 | 1.6 | |
| 08 21 - 25 | 2 | 1 | 1 | 0 | 0 | 0 | 3 | 0.4 | |
| 09 26+ | 0 | 0 | 0 | 0 | 0 | 0 | 0 | 0.0 | |
| Valid responses = | 242 | 31 | 548 | 69 | 1 | 0 | 791 | 99.2 | |

Invalid responses include no response or multiple responses.

16h. At what age did you first use opiates (heroin, smack, horse)

| | Male | | Female | | Unknown | | Total | | |
|-------------------|-------|------|--------|------|---------|------|-------|------|--|
| | Freq. | Pct. | Freq. | Pct. | Freq. | Pct. | Freq. | Pct. | |
| 01 Never | 235 | 98 | 547 | 100 | 1 | 100 | 783 | 99.4 | |
| 02 Under 10 | 1 | 0 | 0 | 0 | 0 | 0 | 1 | 0.1 | |
| 03 10 - 11 | 0 | 0 | 0 | 0 | 0 | 0 | 0 | 0.0 | |
| 04 12 - 13 | 0 | 0 | 0 | 0 | 0 | 0 | 0 | 0.0 | |
| 05 14 - 15 | 1 | 0 | 0 | 0 | 0 | 0 | 1 | 0.1 | |
| 06 16 - 17 | 1 | 0 | 0 | 0 | 0 | 0 | 1 | 0.1 | |
| 07 18 - 20 | 2 | 1 | 0 | 0 | 0 | 0 | 2 | 0.3 | |
| 08 21 - 25 | 0 | 0 | 0 | 0 | 0 | 0 | 0 | 0.0 | |
| 09 26+ | 0 | 0 | 0 | 0 | 0 | 0 | 0 | 0.0 | |
| Valid responses = | 240 | 30 | 547 | 69 | 1 | 0 | 788 | 98.9 | |

Invalid responses include no response or multiple responses.

16i. At what age did you first use inhalants (glue, solvents, gas)

| | Male | | Female | | Unknown | | Total | | |
|-------------------|-------|------|--------|------|---------|------|-------|------|--|
| | Freq. | Pct. | Freq. | Pct. | Freq. | Pct. | Freq. | Pct. | |
| 01 Never | 239 | 99 | 542 | 99 | 1 | 100 | 782 | 99.2 | |
| 02 Under 10 | 1 | 0 | 2 | 0 | 0 | 0 | 3 | 0.4 | |
| 03 10 - 11 | 0 | 0 | 0 | 0 | 0 | 0 | 0 | 0.0 | |
| 04 12 - 13 | 0 | 0 | 0 | 0 | 0 | 0 | 0 | 0.0 | |
| 05 14 - 15 | 0 | 0 | 0 | 0 | 0 | 0 | 0 | 0.0 | |
| 06 16 - 17 | 0 | 0 | 2 | 0 | 0 | 0 | 2 | 0.3 | |
| 07 18 - 20 | 1 | 0 | 0 | 0 | 0 | 0 | 1 | 0.1 | |
| 08 21 - 25 | 0 | 0 | 0 | 0 | 0 | 0 | 0 | 0.0 | |
| 09 26+ | 0 | 0 | 0 | 0 | 0 | 0 | 0 | 0.0 | |
| Valid responses = | 241 | 31 | 546 | 69 | 1 | 0 | 788 | 98.9 | |

Invalid responses include no response or multiple responses.

Furman University (online) (2009 Other)

SIUC/Core Institute
1225 Douglas Drive
(618) 453-4366
Carbondale, IL 62901

Consortium Number =
Institution Number = 6617
Number of Surveys = 797

16j. At what age did you first use designer drugs (ecstasy, MDMA)

| | Male | | Female | | Unknown | | Total | | |
|-------------------|-------|------|--------|------|---------|------|-------|------|--|
| | Freq. | Pct. | Freq. | Pct. | Freq. | Pct. | Freq. | Pct. | |
| 01 Never | 237 | 98 | 543 | 99 | 1 | 100 | 781 | 98.7 | |
| 02 Under 10 | 0 | 0 | 1 | 0 | 0 | 0 | 1 | 0.1 | |
| 03 10 - 11 | 0 | 0 | 0 | 0 | 0 | 0 | 0 | 0.0 | |
| 04 12 - 13 | 0 | 0 | 0 | 0 | 0 | 0 | 0 | 0.0 | |
| 05 14 - 15 | 0 | 0 | 0 | 0 | 0 | 0 | 0 | 0.0 | |
| 06 16 - 17 | 1 | 0 | 1 | 0 | 0 | 0 | 2 | 0.3 | |
| 07 18 - 20 | 1 | 0 | 2 | 0 | 0 | 0 | 3 | 0.4 | |
| 08 21 - 25 | 3 | 1 | 1 | 0 | 0 | 0 | 4 | 0.5 | |
| 09 26+ | 0 | 0 | 0 | 0 | 0 | 0 | 0 | 0.0 | |
| Valid responses = | 242 | 31 | 548 | 69 | 1 | 0 | 791 | 99.2 | |

Invalid responses include no response or multiple responses.

16k. At what age did you first use steroids

| | Male | | Female | | Unknown | | Total | | |
|-------------------|-------|------|--------|------|---------|------|-------|------|--|
| | Freq. | Pct. | Freq. | Pct. | Freq. | Pct. | Freq. | Pct. | |
| 01 Never | 242 | 100 | 551 | 100 | 1 | 100 | 794 | 99.9 | |
| 02 Under 10 | 0 | 0 | 1 | 0 | 0 | 0 | 1 | 0.1 | |
| 03 10 - 11 | 0 | 0 | 0 | 0 | 0 | 0 | 0 | 0.0 | |
| 04 12 - 13 | 0 | 0 | 0 | 0 | 0 | 0 | 0 | 0.0 | |
| 05 14 - 15 | 0 | 0 | 0 | 0 | 0 | 0 | 0 | 0.0 | |
| 06 16 - 17 | 0 | 0 | 0 | 0 | 0 | 0 | 0 | 0.0 | |
| 07 18 - 20 | 0 | 0 | 0 | 0 | 0 | 0 | 0 | 0.0 | |
| 08 21 - 25 | 0 | 0 | 0 | 0 | 0 | 0 | 0 | 0.0 | |
| 09 26+ | 0 | 0 | 0 | 0 | 0 | 0 | 0 | 0.0 | |
| Valid responses = | 242 | 30 | 552 | 69 | 1 | 0 | 795 | 99.7 | |

Invalid responses include no response or multiple responses.

16l. At what age did you first use other illegal drugs

| | Male | | Female | | Unknown | | Total | | |
|-------------------|-------|------|--------|------|---------|------|-------|------|--|
| | Freq. | Pct. | Freq. | Pct. | Freq. | Pct. | Freq. | Pct. | |
| 01 Never | 239 | 99 | 545 | 99 | 1 | 100 | 785 | 98.9 | |
| 02 Under 10 | 0 | 0 | 1 | 0 | 0 | 0 | 1 | 0.1 | |
| 03 10 - 11 | 0 | 0 | 0 | 0 | 0 | 0 | 0 | 0.0 | |
| 04 12 - 13 | 0 | 0 | 0 | 0 | 0 | 0 | 0 | 0.0 | |
| 05 14 - 15 | 0 | 0 | 0 | 0 | 0 | 0 | 0 | 0.0 | |
| 06 16 - 17 | 0 | 0 | 3 | 1 | 0 | 0 | 3 | 0.4 | |
| 07 18 - 20 | 2 | 1 | 2 | 0 | 0 | 0 | 4 | 0.5 | |
| 08 21 - 25 | 1 | 0 | 0 | 0 | 0 | 0 | 1 | 0.1 | |
| 09 26+ | 0 | 0 | 0 | 0 | 0 | 0 | 0 | 0.0 | |
| Valid responses = | 242 | 30 | 551 | 69 | 1 | 0 | 794 | 99.6 | |

Invalid responses include no response or multiple responses.

17a. Within the last year about how often have you used tobacco (smoke, chew, snuff)

| | Male | | Female | | Unknown | | Total | | |
|-------------------|-------|------|--------|------|---------|------|-------|------|--|
| | Freq. | Pct. | Freq. | Pct. | Freq. | Pct. | Freq. | Pct. | |
| 01 Never | 144 | 60 | 460 | 84 | 1 | 100 | 605 | 76.4 | |
| 02 Once/year | 23 | 10 | 36 | 7 | 0 | 0 | 59 | 7.4 | |
| 03 6 times/year | 26 | 11 | 27 | 5 | 0 | 0 | 53 | 6.7 | |
| 04 Once/month | 8 | 3 | 8 | 1 | 0 | 0 | 16 | 2.0 | |
| 05 Twice/month | 8 | 3 | 7 | 1 | 0 | 0 | 15 | 1.9 | |
| 06 Once/week | 12 | 5 | 6 | 1 | 0 | 0 | 18 | 2.3 | |
| 07 3 times/week | 10 | 4 | 1 | 0 | 0 | 0 | 11 | 1.4 | |
| 08 5 times/week | 4 | 2 | 2 | 0 | 0 | 0 | 6 | 0.8 | |
| 09 Every day | 6 | 2 | 3 | 1 | 0 | 0 | 9 | 1.1 | |
| Valid responses = | 241 | 30 | 550 | 69 | 1 | 0 | 792 | 99.4 | |

Invalid responses include no response or multiple responses.

Furman University (online) (2009 Other)

SIUC/Core Institute
1225 Douglas Drive
(618) 453-4366
Carbondale, IL 62901

Consortium Number =
Institution Number = 6617
Number of Surveys = 797

17b. Within the last year about how often have you used alcohol (beer, wine, liquor)

| | Male | | Female | | Unknown | | Total | |
|-------------------|-------|------|--------|------|---------|------|-------|------|
| | Freq. | Pct. | Freq. | Pct. | Freq. | Pct. | Freq. | Pct. |
| 01 Never | 52 | 22 | 158 | 29 | 0 | 0 | 210 | 26.5 |
| 02 Once/year | 14 | 6 | 39 | 7 | 0 | 0 | 53 | 6.7 |
| 03 6 times/year | 13 | 5 | 64 | 12 | 0 | 0 | 77 | 9.7 |
| 04 Once/month | 16 | 7 | 34 | 6 | 1 | 100 | 51 | 6.4 |
| 05 Twice/month | 28 | 12 | 73 | 13 | 0 | 0 | 101 | 12.8 |
| 06 Once/week | 52 | 22 | 130 | 24 | 0 | 0 | 182 | 23.0 |
| 07 3 times/week | 46 | 19 | 44 | 8 | 0 | 0 | 90 | 11.4 |
| 08 5 times/week | 19 | 8 | 7 | 1 | 0 | 0 | 26 | 3.3 |
| 09 Every day | 1 | 0 | 0 | 0 | 0 | 0 | 1 | 0.1 |
| Valid responses = | 241 | 30 | 549 | 69 | 1 | 0 | 791 | 99.2 |

Invalid responses include no response or multiple responses.

17c. Within the last year about how often have you used marijuana (pot, hash, hash oil)

| | Male | | Female | | Unknown | | Total | |
|-------------------|-------|------|--------|------|---------|------|-------|------|
| | Freq. | Pct. | Freq. | Pct. | Freq. | Pct. | Freq. | Pct. |
| 01 Never | 184 | 76 | 462 | 84 | 1 | 100 | 647 | 81.6 |
| 02 Once/year | 17 | 7 | 46 | 8 | 0 | 0 | 63 | 7.9 |
| 03 6 times/year | 17 | 7 | 21 | 4 | 0 | 0 | 38 | 4.8 |
| 04 Once/month | 3 | 1 | 4 | 1 | 0 | 0 | 7 | 0.9 |
| 05 Twice/month | 6 | 2 | 6 | 1 | 0 | 0 | 12 | 1.5 |
| 06 Once/week | 5 | 2 | 2 | 0 | 0 | 0 | 7 | 0.9 |
| 07 3 times/week | 5 | 2 | 6 | 1 | 0 | 0 | 11 | 1.4 |
| 08 5 times/week | 4 | 2 | 1 | 0 | 0 | 0 | 5 | 0.6 |
| 09 Every day | 0 | 0 | 3 | 1 | 0 | 0 | 3 | 0.4 |
| Valid responses = | 241 | 30 | 551 | 69 | 1 | 0 | 793 | 99.5 |

Invalid responses include no response or multiple responses.

17d. Within the last year about how often have you used cocaine (crack, rock, freebase)

| | Male | | Female | | Unknown | | Total | |
|-------------------|-------|------|--------|------|---------|------|-------|------|
| | Freq. | Pct. | Freq. | Pct. | Freq. | Pct. | Freq. | Pct. |
| 01 Never | 235 | 98 | 547 | 99 | 1 | 100 | 783 | 98.9 |
| 02 Once/year | 2 | 1 | 3 | 1 | 0 | 0 | 5 | 0.6 |
| 03 6 times/year | 2 | 1 | 1 | 0 | 0 | 0 | 3 | 0.4 |
| 04 Once/month | 0 | 0 | 0 | 0 | 0 | 0 | 0 | 0.0 |
| 05 Twice/month | 0 | 0 | 0 | 0 | 0 | 0 | 0 | 0.0 |
| 06 Once/week | 0 | 0 | 0 | 0 | 0 | 0 | 0 | 0.0 |
| 07 3 times/week | 0 | 0 | 0 | 0 | 0 | 0 | 0 | 0.0 |
| 08 5 times/week | 1 | 0 | 0 | 0 | 0 | 0 | 1 | 0.1 |
| 09 Every day | 0 | 0 | 0 | 0 | 0 | 0 | 0 | 0.0 |
| Valid responses = | 240 | 30 | 551 | 70 | 1 | 0 | 792 | 99.4 |

Invalid responses include no response or multiple responses.

17e. Within the last year about how often have you used amphetamines (diet pills, speed)

| | Male | | Female | | Unknown | | Total | |
|-------------------|-------|------|--------|------|---------|------|-------|------|
| | Freq. | Pct. | Freq. | Pct. | Freq. | Pct. | Freq. | Pct. |
| 01 Never | 235 | 98 | 533 | 97 | 1 | 100 | 769 | 97.2 |
| 02 Once/year | 0 | 0 | 3 | 1 | 0 | 0 | 3 | 0.4 |
| 03 6 times/year | 1 | 0 | 3 | 1 | 0 | 0 | 4 | 0.5 |
| 04 Once/month | 0 | 0 | 2 | 0 | 0 | 0 | 2 | 0.3 |
| 05 Twice/month | 2 | 1 | 2 | 0 | 0 | 0 | 4 | 0.5 |
| 06 Once/week | 0 | 0 | 5 | 1 | 0 | 0 | 5 | 0.6 |
| 07 3 times/week | 1 | 0 | 0 | 0 | 0 | 0 | 1 | 0.1 |
| 08 5 times/week | 0 | 0 | 1 | 0 | 0 | 0 | 1 | 0.1 |
| 09 Every day | 1 | 0 | 1 | 0 | 0 | 0 | 2 | 0.3 |
| Valid responses = | 240 | 30 | 550 | 70 | 1 | 0 | 791 | 99.2 |

Invalid responses include no response or multiple responses.

Furman University (online) (2009 Other)

SIUC/Core Institute
1225 Douglas Drive
(618) 453-4366
Carbondale, IL 62901

Consortium Number =
Institution Number = 6617
Number of Surveys = 797

17f. Within the last year about how often have you used sedatives (downers, ludes)

| | Male | | Female | | Unknown | | Total | | |
|-------------------|-------|------|--------|------|---------|------|-------|------|--|
| | Freq. | Pct. | Freq. | Pct. | Freq. | Pct. | Freq. | Pct. | |
| 01 Never | 234 | 97 | 543 | 99 | 1 | 100 | 778 | 98.5 | |
| 02 Once/year | 1 | 0 | 1 | 0 | 0 | 0 | 2 | 0.3 | |
| 03 6 times/year | 3 | 1 | 1 | 0 | 0 | 0 | 4 | 0.5 | |
| 04 Once/month | 1 | 0 | 2 | 0 | 0 | 0 | 3 | 0.4 | |
| 05 Twice/month | 0 | 0 | 1 | 0 | 0 | 0 | 1 | 0.1 | |
| 06 Once/week | 1 | 0 | 0 | 0 | 0 | 0 | 1 | 0.1 | |
| 07 3 times/week | 1 | 0 | 0 | 0 | 0 | 0 | 1 | 0.1 | |
| 08 5 times/week | 0 | 0 | 0 | 0 | 0 | 0 | 0 | 0.0 | |
| 09 Every day | 0 | 0 | 0 | 0 | 0 | 0 | 0 | 0.0 | |
| Valid responses = | 241 | 31 | 548 | 69 | 1 | 0 | 790 | 99.1 | |

Invalid responses include no response or multiple responses.

17g. Within the last year about how often have you used hallucinogens (LSD, PCP)

| | Male | | Female | | Unknown | | Total | | |
|-------------------|-------|------|--------|------|---------|------|-------|------|--|
| | Freq. | Pct. | Freq. | Pct. | Freq. | Pct. | Freq. | Pct. | |
| 01 Never | 231 | 96 | 543 | 99 | 1 | 100 | 775 | 98.1 | |
| 02 Once/year | 7 | 3 | 4 | 1 | 0 | 0 | 11 | 1.4 | |
| 03 6 times/year | 2 | 1 | 2 | 0 | 0 | 0 | 4 | 0.5 | |
| 04 Once/month | 0 | 0 | 0 | 0 | 0 | 0 | 0 | 0.0 | |
| 05 Twice/month | 0 | 0 | 0 | 0 | 0 | 0 | 0 | 0.0 | |
| 06 Once/week | 0 | 0 | 0 | 0 | 0 | 0 | 0 | 0.0 | |
| 07 3 times/week | 0 | 0 | 0 | 0 | 0 | 0 | 0 | 0.0 | |
| 08 5 times/week | 0 | 0 | 0 | 0 | 0 | 0 | 0 | 0.0 | |
| 09 Every day | 0 | 0 | 0 | 0 | 0 | 0 | 0 | 0.0 | |
| Valid responses = | 240 | 30 | 549 | 69 | 1 | 0 | 790 | 99.1 | |

Invalid responses include no response or multiple responses.

17h. Within the last year about how often have you used opiates (heroin, smack, horse)

| | Male | | Female | | Unknown | | Total | | |
|-------------------|-------|------|--------|------|---------|------|-------|------|--|
| | Freq. | Pct. | Freq. | Pct. | Freq. | Pct. | Freq. | Pct. | |
| 01 Never | 237 | 98 | 546 | 100 | 1 | 100 | 784 | 99.5 | |
| 02 Once/year | 3 | 1 | 0 | 0 | 0 | 0 | 3 | 0.4 | |
| 03 6 times/year | 1 | 0 | 0 | 0 | 0 | 0 | 1 | 0.1 | |
| 04 Once/month | 0 | 0 | 0 | 0 | 0 | 0 | 0 | 0.0 | |
| 05 Twice/month | 0 | 0 | 0 | 0 | 0 | 0 | 0 | 0.0 | |
| 06 Once/week | 0 | 0 | 0 | 0 | 0 | 0 | 0 | 0.0 | |
| 07 3 times/week | 0 | 0 | 0 | 0 | 0 | 0 | 0 | 0.0 | |
| 08 5 times/week | 0 | 0 | 0 | 0 | 0 | 0 | 0 | 0.0 | |
| 09 Every day | 0 | 0 | 0 | 0 | 0 | 0 | 0 | 0.0 | |
| Valid responses = | 241 | 31 | 546 | 69 | 1 | 0 | 788 | 98.9 | |

Invalid responses include no response or multiple responses.

17i. Within the last year about how often have you used inhalants (glue, solvents, gas)

| | Male | | Female | | Unknown | | Total | | |
|-------------------|-------|------|--------|------|---------|------|-------|------|--|
| | Freq. | Pct. | Freq. | Pct. | Freq. | Pct. | Freq. | Pct. | |
| 01 Never | 239 | 100 | 548 | 100 | 1 | 100 | 788 | 99.9 | |
| 02 Once/year | 1 | 0 | 0 | 0 | 0 | 0 | 1 | 0.1 | |
| 03 6 times/year | 0 | 0 | 0 | 0 | 0 | 0 | 0 | 0.0 | |
| 04 Once/month | 0 | 0 | 0 | 0 | 0 | 0 | 0 | 0.0 | |
| 05 Twice/month | 0 | 0 | 0 | 0 | 0 | 0 | 0 | 0.0 | |
| 06 Once/week | 0 | 0 | 0 | 0 | 0 | 0 | 0 | 0.0 | |
| 07 3 times/week | 0 | 0 | 0 | 0 | 0 | 0 | 0 | 0.0 | |
| 08 5 times/week | 0 | 0 | 0 | 0 | 0 | 0 | 0 | 0.0 | |
| 09 Every day | 0 | 0 | 0 | 0 | 0 | 0 | 0 | 0.0 | |
| Valid responses = | 240 | 30 | 548 | 69 | 1 | 0 | 789 | 99.0 | |

Invalid responses include no response or multiple responses.

Furman University (online) (2009 Other)

SIUC/Core Institute
1225 Douglas Drive
(618) 453-4366
Carbondale, IL 62901

Consortium Number =
Institution Number = 6617
Number of Surveys = 797

17j. Within the last year about how often have you used designer drugs (ecstasy, MDMA)

| | Male | | Female | | Unknown | | Total | | |
|-------------------|-------|------|--------|------|---------|------|-------|------|--|
| | Freq. | Pct. | Freq. | Pct. | Freq. | Pct. | Freq. | Pct. | |
| 01 Never | 238 | 99 | 546 | 100 | 1 | 100 | 785 | 99.4 | |
| 02 Once/year | 3 | 1 | 2 | 0 | 0 | 0 | 5 | 0.6 | |
| 03 6 times/year | 0 | 0 | 0 | 0 | 0 | 0 | 0 | 0.0 | |
| 04 Once/month | 0 | 0 | 0 | 0 | 0 | 0 | 0 | 0.0 | |
| 05 Twice/month | 0 | 0 | 0 | 0 | 0 | 0 | 0 | 0.0 | |
| 06 Once/week | 0 | 0 | 0 | 0 | 0 | 0 | 0 | 0.0 | |
| 07 3 times/week | 0 | 0 | 0 | 0 | 0 | 0 | 0 | 0.0 | |
| 08 5 times/week | 0 | 0 | 0 | 0 | 0 | 0 | 0 | 0.0 | |
| 09 Every day | 0 | 0 | 0 | 0 | 0 | 0 | 0 | 0.0 | |
| Valid responses = | 241 | 31 | 548 | 69 | 1 | 0 | 790 | 99.1 | |

Invalid responses include no response or multiple responses.

17k. Within the last year about how often have you used steroids

| | Male | | Female | | Unknown | | Total | | |
|-------------------|-------|------|--------|------|---------|------|-------|------|--|
| | Freq. | Pct. | Freq. | Pct. | Freq. | Pct. | Freq. | Pct. | |
| 01 Never | 241 | 100 | 548 | 100 | 1 | 100 | 790 | 99.9 | |
| 02 Once/year | 0 | 0 | 1 | 0 | 0 | 0 | 1 | 0.1 | |
| 03 6 times/year | 0 | 0 | 0 | 0 | 0 | 0 | 0 | 0.0 | |
| 04 Once/month | 0 | 0 | 0 | 0 | 0 | 0 | 0 | 0.0 | |
| 05 Twice/month | 0 | 0 | 0 | 0 | 0 | 0 | 0 | 0.0 | |
| 06 Once/week | 0 | 0 | 0 | 0 | 0 | 0 | 0 | 0.0 | |
| 07 3 times/week | 0 | 0 | 0 | 0 | 0 | 0 | 0 | 0.0 | |
| 08 5 times/week | 0 | 0 | 0 | 0 | 0 | 0 | 0 | 0.0 | |
| 09 Every day | 0 | 0 | 0 | 0 | 0 | 0 | 0 | 0.0 | |
| Valid responses = | 241 | 30 | 549 | 69 | 1 | 0 | 791 | 99.2 | |

Invalid responses include no response or multiple responses.

17l. Within the last year about how often have you used other illegal drugs

| | Male | | Female | | Unknown | | Total | | |
|-------------------|-------|------|--------|------|---------|------|-------|------|--|
| | Freq. | Pct. | Freq. | Pct. | Freq. | Pct. | Freq. | Pct. | |
| 01 Never | 240 | 100 | 549 | 100 | 1 | 100 | 790 | 99.6 | |
| 02 Once/year | 0 | 0 | 0 | 0 | 0 | 0 | 0 | 0.0 | |
| 03 6 times/year | 1 | 0 | 0 | 0 | 0 | 0 | 1 | 0.1 | |
| 04 Once/month | 0 | 0 | 2 | 0 | 0 | 0 | 2 | 0.3 | |
| 05 Twice/month | 0 | 0 | 0 | 0 | 0 | 0 | 0 | 0.0 | |
| 06 Once/week | 0 | 0 | 0 | 0 | 0 | 0 | 0 | 0.0 | |
| 07 3 times/week | 0 | 0 | 0 | 0 | 0 | 0 | 0 | 0.0 | |
| 08 5 times/week | 0 | 0 | 0 | 0 | 0 | 0 | 0 | 0.0 | |
| 09 Every day | 0 | 0 | 0 | 0 | 0 | 0 | 0 | 0.0 | |
| Valid responses = | 241 | 30 | 551 | 69 | 1 | 0 | 793 | 99.5 | |

Invalid responses include no response or multiple responses.

18a. During the past 30 days on how many days did you have tobacco (smoke, chew, snuff)

| | Male | | Female | | Unknown | | Total | | |
|-------------------|-------|------|--------|------|---------|------|-------|------|--|
| | Freq. | Pct. | Freq. | Pct. | Freq. | Pct. | Freq. | Pct. | |
| 01 0 days | 185 | 76 | 520 | 94 | 1 | 100 | 706 | 88.8 | |
| 02 1-2 days | 27 | 11 | 20 | 4 | 0 | 0 | 47 | 5.9 | |
| 03 3-5 days | 6 | 2 | 4 | 1 | 0 | 0 | 10 | 1.3 | |
| 04 6-9 days | 8 | 3 | 1 | 0 | 0 | 0 | 9 | 1.1 | |
| 05 10-19 days | 7 | 3 | 3 | 1 | 0 | 0 | 10 | 1.3 | |
| 06 20-29 days | 5 | 2 | 2 | 0 | 0 | 0 | 7 | 0.9 | |
| 07 All 30 days | 4 | 2 | 2 | 0 | 0 | 0 | 6 | 0.8 | |
| Valid responses = | 242 | 30 | 552 | 69 | 1 | 0 | 795 | 99.7 | |

Invalid responses include no response or multiple responses.

Furman University (online) (2009 Other)

SIUC/Core Institute
1225 Douglas Drive
(618) 453-4366
Carbondale, IL 62901

Consortium Number =
Institution Number = 6617
Number of Surveys = 797

18b. During the past 30 days on how many days did you have alcohol (beer, wine, liquor)

| | Male | | Female | | Unknown | | Total | |
|-------------------|-------|------|--------|------|---------|------|-------|------|
| | Freq. | Pct. | Freq. | Pct. | Freq. | Pct. | Freq. | Pct. |
| 01 0 days | 85 | 35 | 222 | 40 | 0 | 0 | 307 | 38.7 |
| 02 1-2 days | 35 | 14 | 113 | 21 | 1 | 100 | 149 | 18.8 |
| 03 3-5 days | 41 | 17 | 112 | 20 | 0 | 0 | 153 | 19.3 |
| 04 6-9 days | 35 | 14 | 65 | 12 | 0 | 0 | 100 | 12.6 |
| 05 10-19 days | 35 | 14 | 36 | 7 | 0 | 0 | 71 | 9.0 |
| 06 20-29 days | 11 | 5 | 2 | 0 | 0 | 0 | 13 | 1.6 |
| 07 All 30 days | 0 | 0 | 0 | 0 | 0 | 0 | 0 | 0.0 |
| Valid responses = | 242 | 31 | 550 | 69 | 1 | 0 | 793 | 99.5 |

Invalid responses include no response or multiple responses.

18c. During the past 30 days on how many days did you have marijuana (pot, hash, hash oil)

| | Male | | Female | | Unknown | | Total | |
|-------------------|-------|------|--------|------|---------|------|-------|------|
| | Freq. | Pct. | Freq. | Pct. | Freq. | Pct. | Freq. | Pct. |
| 01 0 days | 217 | 89 | 526 | 95 | 1 | 100 | 744 | 93.5 |
| 02 1-2 days | 14 | 6 | 13 | 2 | 0 | 0 | 27 | 3.4 |
| 03 3-5 days | 2 | 1 | 3 | 1 | 0 | 0 | 5 | 0.6 |
| 04 6-9 days | 5 | 2 | 2 | 0 | 0 | 0 | 7 | 0.9 |
| 05 10-19 days | 3 | 1 | 5 | 1 | 0 | 0 | 8 | 1.0 |
| 06 20-29 days | 2 | 1 | 1 | 0 | 0 | 0 | 3 | 0.4 |
| 07 All 30 days | 0 | 0 | 2 | 0 | 0 | 0 | 2 | 0.3 |
| Valid responses = | 243 | 31 | 552 | 69 | 1 | 0 | 796 | 99.9 |

Invalid responses include no response or multiple responses.

18d. During the past 30 days on how many days did you have cocaine (crack, rock, freebase)

| | Male | | Female | | Unknown | | Total | |
|-------------------|-------|------|--------|------|---------|------|-------|------|
| | Freq. | Pct. | Freq. | Pct. | Freq. | Pct. | Freq. | Pct. |
| 01 0 days | 242 | 100 | 550 | 100 | 1 | 100 | 793 | 99.7 |
| 02 1-2 days | 0 | 0 | 1 | 0 | 0 | 0 | 1 | 0.1 |
| 03 3-5 days | 0 | 0 | 0 | 0 | 0 | 0 | 0 | 0.0 |
| 04 6-9 days | 0 | 0 | 1 | 0 | 0 | 0 | 1 | 0.1 |
| 05 10-19 days | 0 | 0 | 0 | 0 | 0 | 0 | 0 | 0.0 |
| 06 20-29 days | 0 | 0 | 0 | 0 | 0 | 0 | 0 | 0.0 |
| 07 All 30 days | 0 | 0 | 0 | 0 | 0 | 0 | 0 | 0.0 |
| Valid responses = | 242 | 30 | 552 | 69 | 1 | 0 | 795 | 99.7 |

Invalid responses include no response or multiple responses.

18e. During the past 30 days on how many days did you have amphetamines (diet pills, speed)

| | Male | | Female | | Unknown | | Total | |
|-------------------|-------|------|--------|------|---------|------|-------|------|
| | Freq. | Pct. | Freq. | Pct. | Freq. | Pct. | Freq. | Pct. |
| 01 0 days | 239 | 98 | 541 | 98 | 1 | 100 | 781 | 98.2 |
| 02 1-2 days | 1 | 0 | 4 | 1 | 0 | 0 | 5 | 0.6 |
| 03 3-5 days | 0 | 0 | 1 | 0 | 0 | 0 | 1 | 0.1 |
| 04 6-9 days | 1 | 0 | 2 | 0 | 0 | 0 | 3 | 0.4 |
| 05 10-19 days | 1 | 0 | 2 | 0 | 0 | 0 | 3 | 0.4 |
| 06 20-29 days | 1 | 0 | 0 | 0 | 0 | 0 | 1 | 0.1 |
| 07 All 30 days | 0 | 0 | 1 | 0 | 0 | 0 | 1 | 0.1 |
| Valid responses = | 243 | 31 | 551 | 69 | 1 | 0 | 795 | 99.7 |

Invalid responses include no response or multiple responses.

Furman University (online) (2009 Other)

SIUC/Core Institute
1225 Douglas Drive
(618) 453-4366
Carbondale, IL 62901

Consortium Number =
Institution Number = 6617
Number of Surveys = 797

18f. During the past 30 days on how many days did you have sedatives (downers, ludes)

| | Male | | Female | | Unknown | | Total | |
|-------------------|-------|------|--------|------|---------|------|-------|------|
| | Freq. | Pct. | Freq. | Pct. | Freq. | Pct. | Freq. | Pct. |
| 01 0 days | 240 | 99 | 550 | 100 | 1 | 100 | 791 | 99.5 |
| 02 1-2 days | 1 | 0 | 2 | 0 | 0 | 0 | 3 | 0.4 |
| 03 3-5 days | 1 | 0 | 0 | 0 | 0 | 0 | 1 | 0.1 |
| 04 6-9 days | 0 | 0 | 0 | 0 | 0 | 0 | 0 | 0.0 |
| 05 10-19 days | 0 | 0 | 0 | 0 | 0 | 0 | 0 | 0.0 |
| 06 20-29 days | 0 | 0 | 0 | 0 | 0 | 0 | 0 | 0.0 |
| 07 All 30 days | 0 | 0 | 0 | 0 | 0 | 0 | 0 | 0.0 |
| Valid responses = | 242 | 30 | 552 | 69 | 1 | 0 | 795 | 99.7 |

Invalid responses include no response or multiple responses.

18g. During the past 30 days on how many days did you have hallucinogens (LSD, PCP)

| | Male | | Female | | Unknown | | Total | |
|-------------------|-------|------|--------|------|---------|------|-------|------|
| | Freq. | Pct. | Freq. | Pct. | Freq. | Pct. | Freq. | Pct. |
| 01 0 days | 241 | 100 | 550 | 100 | 1 | 100 | 792 | 99.6 |
| 02 1-2 days | 1 | 0 | 2 | 0 | 0 | 0 | 3 | 0.4 |
| 03 3-5 days | 0 | 0 | 0 | 0 | 0 | 0 | 0 | 0.0 |
| 04 6-9 days | 0 | 0 | 0 | 0 | 0 | 0 | 0 | 0.0 |
| 05 10-19 days | 0 | 0 | 0 | 0 | 0 | 0 | 0 | 0.0 |
| 06 20-29 days | 0 | 0 | 0 | 0 | 0 | 0 | 0 | 0.0 |
| 07 All 30 days | 0 | 0 | 0 | 0 | 0 | 0 | 0 | 0.0 |
| Valid responses = | 242 | 30 | 552 | 69 | 1 | 0 | 795 | 99.7 |

Invalid responses include no response or multiple responses.

18h. During the past 30 days on how many days did you have opiates (heroin, smack, horse)

| | Male | | Female | | Unknown | | Total | |
|-------------------|-------|------|--------|------|---------|------|-------|-------|
| | Freq. | Pct. | Freq. | Pct. | Freq. | Pct. | Freq. | Pct. |
| 01 0 days | 242 | 100 | 551 | 100 | 1 | 100 | 794 | 100.0 |
| 02 1-2 days | 0 | 0 | 0 | 0 | 0 | 0 | 0 | 0.0 |
| 03 3-5 days | 0 | 0 | 0 | 0 | 0 | 0 | 0 | 0.0 |
| 04 6-9 days | 0 | 0 | 0 | 0 | 0 | 0 | 0 | 0.0 |
| 05 10-19 days | 0 | 0 | 0 | 0 | 0 | 0 | 0 | 0.0 |
| 06 20-29 days | 0 | 0 | 0 | 0 | 0 | 0 | 0 | 0.0 |
| 07 All 30 days | 0 | 0 | 0 | 0 | 0 | 0 | 0 | 0.0 |
| Valid responses = | 242 | 30 | 551 | 69 | 1 | 0 | 794 | 99.6 |

Invalid responses include no response or multiple responses.

18i. During the past 30 days on how many days did you have inhalants (glue, solvents, gas)

| | Male | | Female | | Unknown | | Total | |
|-------------------|-------|------|--------|------|---------|------|-------|-------|
| | Freq. | Pct. | Freq. | Pct. | Freq. | Pct. | Freq. | Pct. |
| 01 0 days | 242 | 100 | 551 | 100 | 1 | 100 | 794 | 100.0 |
| 02 1-2 days | 0 | 0 | 0 | 0 | 0 | 0 | 0 | 0.0 |
| 03 3-5 days | 0 | 0 | 0 | 0 | 0 | 0 | 0 | 0.0 |
| 04 6-9 days | 0 | 0 | 0 | 0 | 0 | 0 | 0 | 0.0 |
| 05 10-19 days | 0 | 0 | 0 | 0 | 0 | 0 | 0 | 0.0 |
| 06 20-29 days | 0 | 0 | 0 | 0 | 0 | 0 | 0 | 0.0 |
| 07 All 30 days | 0 | 0 | 0 | 0 | 0 | 0 | 0 | 0.0 |
| Valid responses = | 242 | 30 | 551 | 69 | 1 | 0 | 794 | 99.6 |

Invalid responses include no response or multiple responses.

Furman University (online) (2009 Other)

SIUC/Core Institute
1225 Douglas Drive
(618) 453-4366
Carbondale, IL 62901

Consortium Number =
Institution Number = 6617
Number of Surveys = 797

18j. During the past 30 days on how many days did you have designer drugs (ecstasy, MDMA)

| | Male | | Female | | Unknown | | Total | | |
|-------------------|-------|------|--------|------|---------|------|-------|-------|--|
| | Freq. | Pct. | Freq. | Pct. | Freq. | Pct. | Freq. | Pct. | |
| 01 0 days | 242 | 100 | 552 | 100 | 1 | 100 | 795 | 99.7 | |
| 02 1-2 days | 1 | 0 | 1 | 0 | 0 | 0 | 2 | 0.3 | |
| 03 3-5 days | 0 | 0 | 0 | 0 | 0 | 0 | 0 | 0.0 | |
| 04 6-9 days | 0 | 0 | 0 | 0 | 0 | 0 | 0 | 0.0 | |
| 05 10-19 days | 0 | 0 | 0 | 0 | 0 | 0 | 0 | 0.0 | |
| 06 20-29 days | 0 | 0 | 0 | 0 | 0 | 0 | 0 | 0.0 | |
| 07 All 30 days | 0 | 0 | 0 | 0 | 0 | 0 | 0 | 0.0 | |
| Valid responses = | 243 | 30 | 553 | 69 | 1 | 0 | 797 | 100.0 | |

Invalid responses include no response or multiple responses.

18k. During the past 30 days on how many days did you have steroids

| | Male | | Female | | Unknown | | Total | | |
|-------------------|-------|------|--------|------|---------|------|-------|-------|--|
| | Freq. | Pct. | Freq. | Pct. | Freq. | Pct. | Freq. | Pct. | |
| 01 0 days | 243 | 100 | 553 | 100 | 1 | 100 | 797 | 100.0 | |
| 02 1-2 days | 0 | 0 | 0 | 0 | 0 | 0 | 0 | 0.0 | |
| 03 3-5 days | 0 | 0 | 0 | 0 | 0 | 0 | 0 | 0.0 | |
| 04 6-9 days | 0 | 0 | 0 | 0 | 0 | 0 | 0 | 0.0 | |
| 05 10-19 days | 0 | 0 | 0 | 0 | 0 | 0 | 0 | 0.0 | |
| 06 20-29 days | 0 | 0 | 0 | 0 | 0 | 0 | 0 | 0.0 | |
| 07 All 30 days | 0 | 0 | 0 | 0 | 0 | 0 | 0 | 0.0 | |
| Valid responses = | 243 | 30 | 553 | 69 | 1 | 0 | 797 | 100.0 | |

Invalid responses include no response or multiple responses.

18l. During the past 30 days on how many days did you have other illegal drugs

| | Male | | Female | | Unknown | | Total | | |
|-------------------|-------|------|--------|------|---------|------|-------|-------|--|
| | Freq. | Pct. | Freq. | Pct. | Freq. | Pct. | Freq. | Pct. | |
| 01 0 days | 243 | 100 | 550 | 99 | 1 | 100 | 794 | 99.6 | |
| 02 1-2 days | 0 | 0 | 3 | 1 | 0 | 0 | 3 | 0.4 | |
| 03 3-5 days | 0 | 0 | 0 | 0 | 0 | 0 | 0 | 0.0 | |
| 04 6-9 days | 0 | 0 | 0 | 0 | 0 | 0 | 0 | 0.0 | |
| 05 10-19 days | 0 | 0 | 0 | 0 | 0 | 0 | 0 | 0.0 | |
| 06 20-29 days | 0 | 0 | 0 | 0 | 0 | 0 | 0 | 0.0 | |
| 07 All 30 days | 0 | 0 | 0 | 0 | 0 | 0 | 0 | 0.0 | |
| Valid responses = | 243 | 30 | 553 | 69 | 1 | 0 | 797 | 100.0 | |

Invalid responses include no response or multiple responses.

19a. How often do you think the average student on your campus uses tobacco (smoke, chew, snuff)

| | Male | | Female | | Unknown | | Total | | |
|-------------------|-------|------|--------|------|---------|------|-------|------|--|
| | Freq. | Pct. | Freq. | Pct. | Freq. | Pct. | Freq. | Pct. | |
| 01 Never | 61 | 25 | 110 | 20 | 1 | 100 | 172 | 21.7 | |
| 02 Once/year | 18 | 7 | 68 | 12 | 0 | 0 | 86 | 10.9 | |
| 03 6 times/year | 28 | 12 | 78 | 14 | 0 | 0 | 106 | 13.4 | |
| 04 Once/month | 31 | 13 | 70 | 13 | 0 | 0 | 101 | 12.8 | |
| 05 Twice/month | 27 | 11 | 53 | 10 | 0 | 0 | 80 | 10.1 | |
| 06 Once/week | 43 | 18 | 96 | 18 | 0 | 0 | 139 | 17.6 | |
| 07 3 times/week | 27 | 11 | 54 | 10 | 0 | 0 | 81 | 10.2 | |
| 08 5 times/week | 1 | 0 | 9 | 2 | 0 | 0 | 10 | 1.3 | |
| 09 Every day | 6 | 2 | 10 | 2 | 0 | 0 | 16 | 2.0 | |
| Valid responses = | 242 | 31 | 548 | 69 | 1 | 0 | 791 | 99.2 | |

Invalid responses include no response or multiple responses.

Furman University (online) (2009 Other)

SIUC/Core Institute
1225 Douglas Drive
(618) 453-4366
Carbondale, IL 62901

Consortium Number =
Institution Number = 6617
Number of Surveys = 797

19b. How often do you think the average student on your campus uses alcohol (beer, wine, liquor)

| | Male | | Female | | Unknown | | Total | |
|-------------------|-------|------|--------|------|---------|------|-------|------|
| | Freq. | Pct. | Freq. | Pct. | Freq. | Pct. | Freq. | Pct. |
| 01 Never | 5 | 2 | 14 | 3 | 0 | 0 | 19 | 2.4 |
| 02 Once/year | 1 | 0 | 3 | 1 | 0 | 0 | 4 | 0.5 |
| 03 6 times/year | 4 | 2 | 9 | 2 | 0 | 0 | 13 | 1.6 |
| 04 Once/month | 9 | 4 | 19 | 3 | 1 | 100 | 29 | 3.7 |
| 05 Twice/month | 26 | 11 | 53 | 10 | 0 | 0 | 79 | 10.0 |
| 06 Once/week | 117 | 48 | 252 | 46 | 0 | 0 | 369 | 46.5 |
| 07 3 times/week | 68 | 28 | 167 | 30 | 0 | 0 | 235 | 29.6 |
| 08 5 times/week | 10 | 4 | 30 | 5 | 0 | 0 | 40 | 5.0 |
| 09 Every day | 2 | 1 | 3 | 1 | 0 | 0 | 5 | 0.6 |
| Valid responses = | 242 | 31 | 550 | 69 | 1 | 0 | 793 | 99.5 |

Invalid responses include no response or multiple responses.

19c. How often do you think the average student on your campus uses marijuana (pot, hash, hash oil)

| | Male | | Female | | Unknown | | Total | |
|-------------------|-------|------|--------|------|---------|------|-------|------|
| | Freq. | Pct. | Freq. | Pct. | Freq. | Pct. | Freq. | Pct. |
| 01 Never | 77 | 32 | 123 | 22 | 0 | 0 | 200 | 25.2 |
| 02 Once/year | 55 | 23 | 135 | 25 | 1 | 100 | 191 | 24.1 |
| 03 6 times/year | 20 | 8 | 94 | 17 | 0 | 0 | 114 | 14.4 |
| 04 Once/month | 30 | 12 | 68 | 12 | 0 | 0 | 98 | 12.3 |
| 05 Twice/month | 25 | 10 | 50 | 9 | 0 | 0 | 75 | 9.4 |
| 06 Once/week | 28 | 12 | 59 | 11 | 0 | 0 | 87 | 11.0 |
| 07 3 times/week | 5 | 2 | 18 | 3 | 0 | 0 | 23 | 2.9 |
| 08 5 times/week | 2 | 1 | 2 | 0 | 0 | 0 | 4 | 0.5 |
| 09 Every day | 0 | 0 | 2 | 0 | 0 | 0 | 2 | 0.3 |
| Valid responses = | 242 | 30 | 551 | 69 | 1 | 0 | 794 | 99.6 |

Invalid responses include no response or multiple responses.

19d. How often do you think the average student on your campus uses cocaine (crack, rock, freebase)

| | Male | | Female | | Unknown | | Total | |
|-------------------|-------|------|--------|------|---------|------|-------|------|
| | Freq. | Pct. | Freq. | Pct. | Freq. | Pct. | Freq. | Pct. |
| 01 Never | 189 | 78 | 379 | 69 | 1 | 100 | 569 | 71.9 |
| 02 Once/year | 29 | 12 | 91 | 17 | 0 | 0 | 120 | 15.2 |
| 03 6 times/year | 9 | 4 | 33 | 6 | 0 | 0 | 42 | 5.3 |
| 04 Once/month | 7 | 3 | 16 | 3 | 0 | 0 | 23 | 2.9 |
| 05 Twice/month | 3 | 1 | 14 | 3 | 0 | 0 | 17 | 2.1 |
| 06 Once/week | 3 | 1 | 11 | 2 | 0 | 0 | 14 | 1.8 |
| 07 3 times/week | 2 | 1 | 4 | 1 | 0 | 0 | 6 | 0.8 |
| 08 5 times/week | 0 | 0 | 0 | 0 | 0 | 0 | 0 | 0.0 |
| 09 Every day | 0 | 0 | 0 | 0 | 0 | 0 | 0 | 0.0 |
| Valid responses = | 242 | 31 | 548 | 69 | 1 | 0 | 791 | 99.2 |

Invalid responses include no response or multiple responses.

19e. How often do you think the average student on your campus uses amphetamines (diet pills, speed)

| | Male | | Female | | Unknown | | Total | |
|-------------------|-------|------|--------|------|---------|------|-------|------|
| | Freq. | Pct. | Freq. | Pct. | Freq. | Pct. | Freq. | Pct. |
| 01 Never | 184 | 76 | 312 | 57 | 1 | 100 | 497 | 62.8 |
| 02 Once/year | 21 | 9 | 89 | 16 | 0 | 0 | 110 | 13.9 |
| 03 6 times/year | 14 | 6 | 56 | 10 | 0 | 0 | 70 | 8.8 |
| 04 Once/month | 7 | 3 | 30 | 5 | 0 | 0 | 37 | 4.7 |
| 05 Twice/month | 6 | 2 | 22 | 4 | 0 | 0 | 28 | 3.5 |
| 06 Once/week | 6 | 2 | 20 | 4 | 0 | 0 | 26 | 3.3 |
| 07 3 times/week | 3 | 1 | 14 | 3 | 0 | 0 | 17 | 2.1 |
| 08 5 times/week | 1 | 0 | 2 | 0 | 0 | 0 | 3 | 0.4 |
| 09 Every day | 0 | 0 | 4 | 1 | 0 | 0 | 4 | 0.5 |
| Valid responses = | 242 | 31 | 549 | 69 | 1 | 0 | 792 | 99.4 |

Invalid responses include no response or multiple responses.

19f. How often do you think the average student on your campus uses sedatives (downers, ludes)

| | Male | | Female | | Unknown | | Total | |
|-------------------|-------|------|--------|------|---------|------|-------|------|
| | Freq. | Pct. | Freq. | Pct. | Freq. | Pct. | Freq. | Pct. |
| 01 Never | 191 | 79 | 378 | 70 | 1 | 100 | 570 | 72.7 |
| 02 Once/year | 19 | 8 | 84 | 15 | 0 | 0 | 103 | 13.1 |
| 03 6 times/year | 15 | 6 | 40 | 7 | 0 | 0 | 55 | 7.0 |
| 04 Once/month | 7 | 3 | 14 | 3 | 0 | 0 | 21 | 2.7 |
| 05 Twice/month | 6 | 2 | 9 | 2 | 0 | 0 | 15 | 1.9 |
| 06 Once/week | 2 | 1 | 14 | 3 | 0 | 0 | 16 | 2.0 |
| 07 3 times/week | 1 | 0 | 1 | 0 | 0 | 0 | 2 | 0.3 |
| 08 5 times/week | 0 | 0 | 2 | 0 | 0 | 0 | 2 | 0.3 |
| 09 Every day | 0 | 0 | 0 | 0 | 0 | 0 | 0 | 0.0 |
| Valid responses = | 241 | 31 | 542 | 69 | 1 | 0 | 784 | 98.4 |

Invalid responses include no response or multiple responses.

19g. How often do you think the average student on your campus uses hallucinogens (LSD, PCP)

| | Male | | Female | | Unknown | | Total | |
|-------------------|-------|------|--------|------|---------|------|-------|------|
| | Freq. | Pct. | Freq. | Pct. | Freq. | Pct. | Freq. | Pct. |
| 01 Never | 204 | 85 | 416 | 77 | 1 | 100 | 621 | 79.5 |
| 02 Once/year | 24 | 10 | 78 | 14 | 0 | 0 | 102 | 13.1 |
| 03 6 times/year | 8 | 3 | 20 | 4 | 0 | 0 | 28 | 3.6 |
| 04 Once/month | 1 | 0 | 10 | 2 | 0 | 0 | 11 | 1.4 |
| 05 Twice/month | 1 | 0 | 7 | 1 | 0 | 0 | 8 | 1.0 |
| 06 Once/week | 0 | 0 | 7 | 1 | 0 | 0 | 7 | 0.9 |
| 07 3 times/week | 1 | 0 | 1 | 0 | 0 | 0 | 2 | 0.3 |
| 08 5 times/week | 0 | 0 | 1 | 0 | 0 | 0 | 1 | 0.1 |
| 09 Every day | 0 | 0 | 1 | 0 | 0 | 0 | 1 | 0.1 |
| Valid responses = | 239 | 31 | 541 | 69 | 1 | 0 | 781 | 98.0 |

Invalid responses include no response or multiple responses.

19h. How often do you think the average student on your campus uses opiates (heroin, smack, horse)

| | Male | | Female | | Unknown | | Total | |
|-------------------|-------|------|--------|------|---------|------|-------|------|
| | Freq. | Pct. | Freq. | Pct. | Freq. | Pct. | Freq. | Pct. |
| 01 Never | 212 | 88 | 438 | 80 | 1 | 100 | 651 | 82.4 |
| 02 Once/year | 17 | 7 | 68 | 12 | 0 | 0 | 85 | 10.8 |
| 03 6 times/year | 7 | 3 | 19 | 3 | 0 | 0 | 26 | 3.3 |
| 04 Once/month | 2 | 1 | 9 | 2 | 0 | 0 | 11 | 1.4 |
| 05 Twice/month | 2 | 1 | 5 | 1 | 0 | 0 | 7 | 0.9 |
| 06 Once/week | 0 | 0 | 6 | 1 | 0 | 0 | 6 | 0.8 |
| 07 3 times/week | 1 | 0 | 3 | 1 | 0 | 0 | 4 | 0.5 |
| 08 5 times/week | 0 | 0 | 0 | 0 | 0 | 0 | 0 | 0.0 |
| 09 Every day | 0 | 0 | 0 | 0 | 0 | 0 | 0 | 0.0 |
| Valid responses = | 241 | 31 | 548 | 69 | 1 | 0 | 790 | 99.1 |

Invalid responses include no response or multiple responses.

19i. How often do you think the average student on your campus uses inhalants (glue, solvents, gas)

| | Male | | Female | | Unknown | | Total | |
|-------------------|-------|------|--------|------|---------|------|-------|------|
| | Freq. | Pct. | Freq. | Pct. | Freq. | Pct. | Freq. | Pct. |
| 01 Never | 208 | 86 | 432 | 79 | 1 | 100 | 641 | 81.1 |
| 02 Once/year | 21 | 9 | 70 | 13 | 0 | 0 | 91 | 11.5 |
| 03 6 times/year | 6 | 2 | 20 | 4 | 0 | 0 | 26 | 3.3 |
| 04 Once/month | 5 | 2 | 11 | 2 | 0 | 0 | 16 | 2.0 |
| 05 Twice/month | 0 | 0 | 5 | 1 | 0 | 0 | 5 | 0.6 |
| 06 Once/week | 1 | 0 | 7 | 1 | 0 | 0 | 8 | 1.0 |
| 07 3 times/week | 0 | 0 | 2 | 0 | 0 | 0 | 2 | 0.3 |
| 08 5 times/week | 0 | 0 | 1 | 0 | 0 | 0 | 1 | 0.1 |
| 09 Every day | 0 | 0 | 0 | 0 | 0 | 0 | 0 | 0.0 |
| Valid responses = | 241 | 31 | 548 | 69 | 1 | 0 | 790 | 99.1 |

Invalid responses include no response or multiple responses.

Furman University (online) (2009 Other)

SIUC/Core Institute
1225 Douglas Drive
(618) 453-4366
Carbondale, IL 62901

Consortium Number =
Institution Number = 6617
Number of Surveys = 797

19j. How often do you think the average student on your campus uses designer drugs (ecstasy, MDMA)

| | Male | | Female | | Unknown | | Total | | |
|-------------------|-------|------|--------|------|---------|------|-------|------|--|
| | Freq. | Pct. | Freq. | Pct. | Freq. | Pct. | Freq. | Pct. | |
| 01 Never | 190 | 79 | 400 | 73 | 1 | 100 | 591 | 74.8 | |
| 02 Once/year | 32 | 13 | 89 | 16 | 0 | 0 | 121 | 15.3 | |
| 03 6 times/year | 11 | 5 | 28 | 5 | 0 | 0 | 39 | 4.9 | |
| 04 Once/month | 4 | 2 | 12 | 2 | 0 | 0 | 16 | 2.0 | |
| 05 Twice/month | 2 | 1 | 9 | 2 | 0 | 0 | 11 | 1.4 | |
| 06 Once/week | 0 | 0 | 7 | 1 | 0 | 0 | 7 | 0.9 | |
| 07 3 times/week | 1 | 0 | 3 | 1 | 0 | 0 | 4 | 0.5 | |
| 08 5 times/week | 0 | 0 | 0 | 0 | 0 | 0 | 0 | 0.0 | |
| 09 Every day | 0 | 0 | 1 | 0 | 0 | 0 | 1 | 0.1 | |
| Valid responses = | 240 | 30 | 549 | 69 | 1 | 0 | 790 | 99.1 | |

Invalid responses include no response or multiple responses.

19k. How often do you think the average student on your campus uses steroids

| | Male | | Female | | Unknown | | Total | | |
|-------------------|-------|------|--------|------|---------|------|-------|------|--|
| | Freq. | Pct. | Freq. | Pct. | Freq. | Pct. | Freq. | Pct. | |
| 01 Never | 178 | 74 | 352 | 64 | 1 | 100 | 531 | 67.3 | |
| 02 Once/year | 28 | 12 | 88 | 16 | 0 | 0 | 116 | 14.7 | |
| 03 6 times/year | 17 | 7 | 33 | 6 | 0 | 0 | 50 | 6.3 | |
| 04 Once/month | 9 | 4 | 30 | 5 | 0 | 0 | 39 | 4.9 | |
| 05 Twice/month | 6 | 2 | 21 | 4 | 0 | 0 | 27 | 3.4 | |
| 06 Once/week | 3 | 1 | 15 | 3 | 0 | 0 | 18 | 2.3 | |
| 07 3 times/week | 1 | 0 | 5 | 1 | 0 | 0 | 6 | 0.8 | |
| 08 5 times/week | 0 | 0 | 0 | 0 | 0 | 0 | 0 | 0.0 | |
| 09 Every day | 0 | 0 | 2 | 0 | 0 | 0 | 2 | 0.3 | |
| Valid responses = | 242 | 31 | 546 | 69 | 1 | 0 | 789 | 99.0 | |

Invalid responses include no response or multiple responses.

19l. How often do you think the average student on your campus uses other illegal drugs

| | Male | | Female | | Unknown | | Total | | |
|-------------------|-------|------|--------|------|---------|------|-------|------|--|
| | Freq. | Pct. | Freq. | Pct. | Freq. | Pct. | Freq. | Pct. | |
| 01 Never | 195 | 81 | 395 | 72 | 1 | 100 | 591 | 74.7 | |
| 02 Once/year | 30 | 12 | 90 | 16 | 0 | 0 | 120 | 15.2 | |
| 03 6 times/year | 10 | 4 | 21 | 4 | 0 | 0 | 31 | 3.9 | |
| 04 Once/month | 3 | 1 | 14 | 3 | 0 | 0 | 17 | 2.1 | |
| 05 Twice/month | 3 | 1 | 8 | 1 | 0 | 0 | 11 | 1.4 | |
| 06 Once/week | 1 | 0 | 13 | 2 | 0 | 0 | 14 | 1.8 | |
| 07 3 times/week | 0 | 0 | 6 | 1 | 0 | 0 | 6 | 0.8 | |
| 08 5 times/week | 0 | 0 | 1 | 0 | 0 | 0 | 1 | 0.1 | |
| 09 Every day | 0 | 0 | 0 | 0 | 0 | 0 | 0 | 0.0 | |
| Valid responses = | 242 | 31 | 548 | 69 | 1 | 0 | 791 | 99.2 | |

Invalid responses include no response or multiple responses.

20a. Where have you used tobacco (smoke, chew, snuff)

| | Male | | Female | | Unknown | | Total | | |
|---------------------|-------|------|--------|------|---------|------|-------|------|--|
| | Freq. | Pct. | Freq. | Pct. | Freq. | Pct. | Freq. | Pct. | |
| 01 Never used | 136 | 56 | 428 | 77 | 1 | 100 | 565 | 70.9 | |
| 02 On campus events | 37 | 15 | 9 | 2 | 0 | 0 | 46 | 5.8 | |
| 03 Residence hall | 41 | 17 | 17 | 3 | 0 | 0 | 58 | 7.3 | |
| 04 Frat/sorority | 55 | 23 | 31 | 6 | 0 | 0 | 86 | 10.8 | |
| 05 Bar/restaurant | 57 | 23 | 38 | 7 | 0 | 0 | 95 | 11.9 | |
| 06 Where you live | 68 | 28 | 50 | 9 | 0 | 0 | 118 | 14.8 | |
| 07 In a car | 50 | 21 | 35 | 6 | 0 | 0 | 85 | 10.7 | |
| 08 Private parties | 67 | 28 | 53 | 10 | 0 | 0 | 120 | 15.1 | |
| 09 Other | 29 | 12 | 36 | 7 | 0 | 0 | 65 | 8.2 | |

Valid responses = all responses and blanks: since multiple responses were possible, more than 100% may be indicated.

Furman University (online) (2009 Other)

SIUC/Core Institute
1225 Douglas Drive
(618) 453-4366
Carbondale, IL 62901

Consortium Number =
Institution Number = 6617
Number of Surveys = 797

20b. Where have you used alcohol (beer, wine, liquor)

| | Male | | Female | | Unknown | | Total | | |
|---------------------|-------|------|--------|------|---------|------|-------|------|--|
| | Freq. | Pct. | Freq. | Pct. | Freq. | Pct. | Freq. | Pct. | |
| 01 Never used | 49 | 20 | 151 | 27 | 0 | 0 | 200 | 25.1 | |
| 02 On campus events | 59 | 24 | 86 | 16 | 0 | 0 | 145 | 18.2 | |
| 03 Residence hall | 103 | 42 | 157 | 28 | 1 | 100 | 261 | 32.7 | |
| 04 Frat/sorority | 112 | 46 | 186 | 34 | 1 | 100 | 299 | 37.5 | |
| 05 Bar/restaurant | 121 | 50 | 241 | 44 | 1 | 100 | 363 | 45.5 | |
| 06 Where you live | 131 | 54 | 257 | 46 | 1 | 100 | 389 | 48.8 | |
| 07 In a car | 26 | 11 | 60 | 11 | 0 | 0 | 86 | 10.8 | |
| 08 Private parties | 136 | 56 | 279 | 50 | 1 | 100 | 416 | 52.2 | |
| 09 Other | 53 | 22 | 83 | 15 | 0 | 0 | 136 | 17.1 | |

Valid responses = all responses and blanks: since multiple responses were possible, more than 100% may be indicated.

20c. Where have you used marijuana (pot, hash, hash oil)

| | Male | | Female | | Unknown | | Total | | |
|---------------------|-------|------|--------|------|---------|------|-------|------|--|
| | Freq. | Pct. | Freq. | Pct. | Freq. | Pct. | Freq. | Pct. | |
| 01 Never used | 176 | 72 | 449 | 81 | 1 | 100 | 626 | 78.5 | |
| 02 On campus events | 7 | 3 | 3 | 1 | 0 | 0 | 10 | 1.3 | |
| 03 Residence hall | 15 | 6 | 9 | 2 | 0 | 0 | 24 | 3.0 | |
| 04 Frat/sorority | 13 | 5 | 14 | 3 | 0 | 0 | 27 | 3.4 | |
| 05 Bar/restaurant | 3 | 1 | 0 | 0 | 0 | 0 | 3 | 0.4 | |
| 06 Where you live | 26 | 11 | 34 | 6 | 0 | 0 | 60 | 7.5 | |
| 07 In a car | 25 | 10 | 36 | 7 | 0 | 0 | 61 | 7.7 | |
| 08 Private parties | 32 | 13 | 49 | 9 | 0 | 0 | 81 | 10.2 | |
| 09 Other | 23 | 9 | 37 | 7 | 0 | 0 | 60 | 7.5 | |

Valid responses = all responses and blanks: since multiple responses were possible, more than 100% may be indicated.

20d. Where have you used cocaine (crack, rock, freebase)

| | Male | | Female | | Unknown | | Total | | |
|---------------------|-------|------|--------|------|---------|------|-------|------|--|
| | Freq. | Pct. | Freq. | Pct. | Freq. | Pct. | Freq. | Pct. | |
| 01 Never used | 235 | 97 | 544 | 98 | 1 | 100 | 780 | 97.9 | |
| 02 On campus events | 1 | 0 | 0 | 0 | 0 | 0 | 1 | 0.1 | |
| 03 Residence hall | 0 | 0 | 0 | 0 | 0 | 0 | 0 | 0.0 | |
| 04 Frat/sorority | 1 | 0 | 1 | 0 | 0 | 0 | 2 | 0.3 | |
| 05 Bar/restaurant | 0 | 0 | 0 | 0 | 0 | 0 | 0 | 0.0 | |
| 06 Where you live | 4 | 2 | 2 | 0 | 0 | 0 | 6 | 0.8 | |
| 07 In a car | 1 | 0 | 2 | 0 | 0 | 0 | 3 | 0.4 | |
| 08 Private parties | 1 | 0 | 4 | 1 | 0 | 0 | 5 | 0.6 | |
| 09 Other | 3 | 1 | 4 | 1 | 0 | 0 | 7 | 0.9 | |

Valid responses = all responses and blanks: since multiple responses were possible, more than 100% may be indicated.

20e. Where have you used amphetamines (diet pills, speed)

| | Male | | Female | | Unknown | | Total | | |
|---------------------|-------|------|--------|------|---------|------|-------|------|--|
| | Freq. | Pct. | Freq. | Pct. | Freq. | Pct. | Freq. | Pct. | |
| 01 Never used | 232 | 95 | 529 | 96 | 1 | 100 | 762 | 95.6 | |
| 02 On campus events | 1 | 0 | 1 | 0 | 0 | 0 | 2 | 0.3 | |
| 03 Residence hall | 5 | 2 | 4 | 1 | 0 | 0 | 9 | 1.1 | |
| 04 Frat/sorority | 1 | 0 | 0 | 0 | 0 | 0 | 1 | 0.1 | |
| 05 Bar/restaurant | 2 | 1 | 0 | 0 | 0 | 0 | 2 | 0.3 | |
| 06 Where you live | 5 | 2 | 16 | 3 | 0 | 0 | 21 | 2.6 | |
| 07 In a car | 2 | 1 | 0 | 0 | 0 | 0 | 2 | 0.3 | |
| 08 Private parties | 2 | 1 | 1 | 0 | 0 | 0 | 3 | 0.4 | |
| 09 Other | 2 | 1 | 6 | 1 | 0 | 0 | 8 | 1.0 | |

Valid responses = all responses and blanks: since multiple responses were possible, more than 100% may be indicated.

Furman University (online) (2009 Other)

SIUC/Core Institute
1225 Douglas Drive
(618) 453-4366
Carbondale, IL 62901

Consortium Number =
Institution Number = 6617
Number of Surveys = 797

20f. Where have you used sedatives (downers, ludes)

| | Male | | Female | | Unknown | | Total | | |
|---------------------|-------|------|--------|------|---------|------|-------|------|--|
| | Freq. | Pct. | Freq. | Pct. | Freq. | Pct. | Freq. | Pct. | |
| 01 Never used | 232 | 95 | 542 | 98 | 1 | 100 | 775 | 97.2 | |
| 02 On campus events | 1 | 0 | 0 | 0 | 0 | 0 | 1 | 0.1 | |
| 03 Residence hall | 1 | 0 | 1 | 0 | 0 | 0 | 2 | 0.3 | |
| 04 Frat/sorority | 2 | 1 | 0 | 0 | 0 | 0 | 2 | 0.3 | |
| 05 Bar/restaurant | 2 | 1 | 0 | 0 | 0 | 0 | 2 | 0.3 | |
| 06 Where you live | 5 | 2 | 5 | 1 | 0 | 0 | 10 | 1.3 | |
| 07 In a car | 2 | 1 | 1 | 0 | 0 | 0 | 3 | 0.4 | |
| 08 Private parties | 4 | 2 | 2 | 0 | 0 | 0 | 6 | 0.8 | |
| 09 Other | 2 | 1 | 3 | 1 | 0 | 0 | 5 | 0.6 | |

Valid responses = all responses and blanks: since multiple responses were possible, more than 100% may be indicated.

20g. Where have you used hallucinogens (LSD, PCP)

| | Male | | Female | | Unknown | | Total | | |
|---------------------|-------|------|--------|------|---------|------|-------|------|--|
| | Freq. | Pct. | Freq. | Pct. | Freq. | Pct. | Freq. | Pct. | |
| 01 Never used | 229 | 94 | 543 | 98 | 1 | 100 | 773 | 97.0 | |
| 02 On campus events | 0 | 0 | 0 | 0 | 0 | 0 | 0 | 0.0 | |
| 03 Residence hall | 3 | 1 | 1 | 0 | 0 | 0 | 4 | 0.5 | |
| 04 Frat/sorority | 1 | 0 | 0 | 0 | 0 | 0 | 1 | 0.1 | |
| 05 Bar/restaurant | 0 | 0 | 0 | 0 | 0 | 0 | 0 | 0.0 | |
| 06 Where you live | 5 | 2 | 2 | 0 | 0 | 0 | 7 | 0.9 | |
| 07 In a car | 0 | 0 | 1 | 0 | 0 | 0 | 1 | 0.1 | |
| 08 Private parties | 2 | 1 | 6 | 1 | 0 | 0 | 8 | 1.0 | |
| 09 Other | 4 | 2 | 2 | 0 | 0 | 0 | 6 | 0.8 | |

Valid responses = all responses and blanks: since multiple responses were possible, more than 100% may be indicated.

20h. Where have you used opiates (heroin, smack, horse)

| | Male | | Female | | Unknown | | Total | | |
|---------------------|-------|------|--------|------|---------|------|-------|------|--|
| | Freq. | Pct. | Freq. | Pct. | Freq. | Pct. | Freq. | Pct. | |
| 01 Never used | 236 | 97 | 550 | 99 | 1 | 100 | 787 | 98.7 | |
| 02 On campus events | 0 | 0 | 0 | 0 | 0 | 0 | 0 | 0.0 | |
| 03 Residence hall | 0 | 0 | 0 | 0 | 0 | 0 | 0 | 0.0 | |
| 04 Frat/sorority | 0 | 0 | 0 | 0 | 0 | 0 | 0 | 0.0 | |
| 05 Bar/restaurant | 0 | 0 | 0 | 0 | 0 | 0 | 0 | 0.0 | |
| 06 Where you live | 1 | 0 | 0 | 0 | 0 | 0 | 1 | 0.1 | |
| 07 In a car | 1 | 0 | 0 | 0 | 0 | 0 | 1 | 0.1 | |
| 08 Private parties | 0 | 0 | 0 | 0 | 0 | 0 | 0 | 0.0 | |
| 09 Other | 1 | 0 | 0 | 0 | 0 | 0 | 1 | 0.1 | |

Valid responses = all responses and blanks: since multiple responses were possible, more than 100% may be indicated.

20i. Where have you used inhalants (glue, solvents, gas)

| | Male | | Female | | Unknown | | Total | | |
|---------------------|-------|------|--------|------|---------|------|-------|------|--|
| | Freq. | Pct. | Freq. | Pct. | Freq. | Pct. | Freq. | Pct. | |
| 01 Never used | 238 | 98 | 550 | 99 | 1 | 100 | 789 | 99.0 | |
| 02 On campus events | 0 | 0 | 0 | 0 | 0 | 0 | 0 | 0.0 | |
| 03 Residence hall | 0 | 0 | 0 | 0 | 0 | 0 | 0 | 0.0 | |
| 04 Frat/sorority | 0 | 0 | 0 | 0 | 0 | 0 | 0 | 0.0 | |
| 05 Bar/restaurant | 0 | 0 | 0 | 0 | 0 | 0 | 0 | 0.0 | |
| 06 Where you live | 0 | 0 | 0 | 0 | 0 | 0 | 0 | 0.0 | |
| 07 In a car | 0 | 0 | 0 | 0 | 0 | 0 | 0 | 0.0 | |
| 08 Private parties | 0 | 0 | 0 | 0 | 0 | 0 | 0 | 0.0 | |
| 09 Other | 1 | 0 | 0 | 0 | 0 | 0 | 1 | 0.1 | |

Valid responses = all responses and blanks: since multiple responses were possible, more than 100% may be indicated.

Furman University (online) (2009 Other)

SIUC/Core Institute
1225 Douglas Drive
(618) 453-4366
Carbondale, IL 62901

Consortium Number =
Institution Number = 6617
Number of Surveys = 797

20j. Where have you used designer drugs (ecstasy, MDMA)

| | Male | | Female | | Unknown | | Total | | |
|---------------------|-------|------|--------|------|---------|------|-------|------|--|
| | Freq. | Pct. | Freq. | Pct. | Freq. | Pct. | Freq. | Pct. | |
| 01 Never used | 235 | 97 | 547 | 99 | 1 | 100 | 783 | 98.2 | |
| 02 On campus events | 0 | 0 | 0 | 0 | 0 | 0 | 0 | 0.0 | |
| 03 Residence hall | 0 | 0 | 0 | 0 | 0 | 0 | 0 | 0.0 | |
| 04 Frat/sorority | 0 | 0 | 0 | 0 | 0 | 0 | 0 | 0.0 | |
| 05 Bar/restaurant | 1 | 0 | 1 | 0 | 0 | 0 | 2 | 0.3 | |
| 06 Where you live | 2 | 1 | 0 | 0 | 0 | 0 | 2 | 0.3 | |
| 07 In a car | 0 | 0 | 1 | 0 | 0 | 0 | 1 | 0.1 | |
| 08 Private parties | 2 | 1 | 2 | 0 | 0 | 0 | 4 | 0.5 | |
| 09 Other | 2 | 1 | 3 | 1 | 0 | 0 | 5 | 0.6 | |

Valid responses = all responses and blanks: since multiple responses were possible, more than 100% may be indicated.

20k. Where have you used steroids

| | Male | | Female | | Unknown | | Total | | |
|---------------------|-------|------|--------|------|---------|------|-------|------|--|
| | Freq. | Pct. | Freq. | Pct. | Freq. | Pct. | Freq. | Pct. | |
| 01 Never used | 239 | 98 | 549 | 99 | 1 | 100 | 789 | 99.0 | |
| 02 On campus events | 0 | 0 | 0 | 0 | 0 | 0 | 0 | 0.0 | |
| 03 Residence hall | 0 | 0 | 0 | 0 | 0 | 0 | 0 | 0.0 | |
| 04 Frat/sorority | 0 | 0 | 0 | 0 | 0 | 0 | 0 | 0.0 | |
| 05 Bar/restaurant | 0 | 0 | 0 | 0 | 0 | 0 | 0 | 0.0 | |
| 06 Where you live | 0 | 0 | 0 | 0 | 0 | 0 | 0 | 0.0 | |
| 07 In a car | 0 | 0 | 0 | 0 | 0 | 0 | 0 | 0.0 | |
| 08 Private parties | 0 | 0 | 0 | 0 | 0 | 0 | 0 | 0.0 | |
| 09 Other | 0 | 0 | 0 | 0 | 0 | 0 | 0 | 0.0 | |

Valid responses = all responses and blanks: since multiple responses were possible, more than 100% may be indicated.

20l. Where have you used other illegal drugs

| | Male | | Female | | Unknown | | Total | | |
|---------------------|-------|------|--------|------|---------|------|-------|------|--|
| | Freq. | Pct. | Freq. | Pct. | Freq. | Pct. | Freq. | Pct. | |
| 01 Never used | 237 | 98 | 546 | 99 | 1 | 100 | 784 | 98.4 | |
| 02 On campus events | 0 | 0 | 0 | 0 | 0 | 0 | 0 | 0.0 | |
| 03 Residence hall | 0 | 0 | 1 | 0 | 0 | 0 | 1 | 0.1 | |
| 04 Frat/sorority | 0 | 0 | 1 | 0 | 0 | 0 | 1 | 0.1 | |
| 05 Bar/restaurant | 0 | 0 | 0 | 0 | 0 | 0 | 0 | 0.0 | |
| 06 Where you live | 1 | 0 | 4 | 1 | 0 | 0 | 5 | 0.6 | |
| 07 In a car | 0 | 0 | 0 | 0 | 0 | 0 | 0 | 0.0 | |
| 08 Private parties | 0 | 0 | 4 | 1 | 0 | 0 | 4 | 0.5 | |
| 09 Other | 1 | 0 | 1 | 0 | 0 | 0 | 2 | 0.3 | |

Valid responses = all responses and blanks: since multiple responses were possible, more than 100% may be indicated.

21a. Please indicate how often you have experienced the following due to your drinking or drug use during the last year...

a. Had a hangover

| | Male | | Female | | Unknown | | Total | | |
|---------------------|-------|------|--------|------|---------|------|-------|------|--|
| | Freq. | Pct. | Freq. | Pct. | Freq. | Pct. | Freq. | Pct. | |
| 01 Never | 101 | 42 | 324 | 59 | 0 | 0 | 425 | 53.5 | |
| 02 Once | 36 | 15 | 68 | 12 | 1 | 100 | 105 | 13.2 | |
| 03 Twice | 30 | 12 | 65 | 12 | 0 | 0 | 95 | 12.0 | |
| 04 3-5 times | 35 | 14 | 54 | 10 | 0 | 0 | 89 | 11.2 | |
| 05 6-9 times | 14 | 6 | 18 | 3 | 0 | 0 | 32 | 4.0 | |
| 06 10 or more times | 26 | 11 | 22 | 4 | 0 | 0 | 48 | 6.0 | |
| Valid responses = | 242 | 30 | 551 | 69 | 1 | 0 | 794 | 99.6 | |

Invalid responses include no response or multiple responses.

21b. Please indicate how often you have experienced the following due to your drinking or drug use during the last year...

b. Performed poorly on a test or important project

| | Male | | Female | | Unknown | | Total | | |
|---------------------|-------|------|--------|------|---------|------|-------|------|--|
| | Freq. | Pct. | Freq. | Pct. | Freq. | Pct. | Freq. | Pct. | |
| 01 Never | 218 | 90 | 499 | 91 | 1 | 100 | 718 | 90.4 | |
| 02 Once | 13 | 5 | 31 | 6 | 0 | 0 | 44 | 5.5 | |
| 03 Twice | 5 | 2 | 15 | 3 | 0 | 0 | 20 | 2.5 | |
| 04 3-5 times | 4 | 2 | 4 | 1 | 0 | 0 | 8 | 1.0 | |
| 05 6-9 times | 2 | 1 | 2 | 0 | 0 | 0 | 4 | 0.5 | |
| 06 10 or more times | 0 | 0 | 0 | 0 | 0 | 0 | 0 | 0.0 | |
| Valid responses = | 242 | 30 | 551 | 69 | 1 | 0 | 794 | 99.6 | |

Invalid responses include no response or multiple responses.

21c. Please indicate how often you have experienced the following due to your drinking or drug use during the last year...

c. Been in trouble with police, residence hall, or other college authorities

| | Male | | Female | | Unknown | | Total | | |
|---------------------|-------|------|--------|------|---------|------|-------|------|--|
| | Freq. | Pct. | Freq. | Pct. | Freq. | Pct. | Freq. | Pct. | |
| 01 Never | 212 | 88 | 514 | 94 | 1 | 100 | 727 | 91.9 | |
| 02 Once | 23 | 10 | 32 | 6 | 0 | 0 | 55 | 7.0 | |
| 03 Twice | 3 | 1 | 3 | 1 | 0 | 0 | 6 | 0.8 | |
| 04 3-5 times | 3 | 1 | 0 | 0 | 0 | 0 | 3 | 0.4 | |
| 05 6-9 times | 0 | 0 | 0 | 0 | 0 | 0 | 0 | 0.0 | |
| 06 10 or more times | 0 | 0 | 0 | 0 | 0 | 0 | 0 | 0.0 | |
| Valid responses = | 241 | 30 | 549 | 69 | 1 | 0 | 791 | 99.2 | |

Invalid responses include no response or multiple responses.

21d. Please indicate how often you have experienced the following due to your drinking or drug use during the last year...

d. Damaged property, pulled fire alarm, etc.

| | Male | | Female | | Unknown | | Total | | |
|---------------------|-------|------|--------|------|---------|------|-------|------|--|
| | Freq. | Pct. | Freq. | Pct. | Freq. | Pct. | Freq. | Pct. | |
| 01 Never | 227 | 94 | 546 | 99 | 1 | 100 | 774 | 97.5 | |
| 02 Once | 7 | 3 | 5 | 1 | 0 | 0 | 12 | 1.5 | |
| 03 Twice | 6 | 2 | 1 | 0 | 0 | 0 | 7 | 0.9 | |
| 04 3-5 times | 1 | 0 | 0 | 0 | 0 | 0 | 1 | 0.1 | |
| 05 6-9 times | 0 | 0 | 0 | 0 | 0 | 0 | 0 | 0.0 | |
| 06 10 or more times | 0 | 0 | 0 | 0 | 0 | 0 | 0 | 0.0 | |
| Valid responses = | 241 | 30 | 552 | 70 | 1 | 0 | 794 | 99.6 | |

Invalid responses include no response or multiple responses.

21e. Please indicate how often you have experienced the following due to your drinking or drug use during the last year...

e. Got into an argument or fight

| | Male | | Female | | Unknown | | Total | | |
|---------------------|-------|------|--------|------|---------|------|-------|------|--|
| | Freq. | Pct. | Freq. | Pct. | Freq. | Pct. | Freq. | Pct. | |
| 01 Never | 187 | 78 | 481 | 87 | 1 | 100 | 669 | 84.4 | |
| 02 Once | 30 | 12 | 33 | 6 | 0 | 0 | 63 | 7.9 | |
| 03 Twice | 13 | 5 | 21 | 4 | 0 | 0 | 34 | 4.3 | |
| 04 3-5 times | 7 | 3 | 14 | 3 | 0 | 0 | 21 | 2.6 | |
| 05 6-9 times | 1 | 0 | 1 | 0 | 0 | 0 | 2 | 0.3 | |
| 06 10 or more times | 3 | 1 | 1 | 0 | 0 | 0 | 4 | 0.5 | |
| Valid responses = | 241 | 30 | 551 | 69 | 1 | 0 | 793 | 99.5 | |

Invalid responses include no response or multiple responses.

21f. Please indicate how often you have experienced the following due to your drinking or drug use during the last year...

f. Got nauseated or vomited

| | Male | | Female | | Unknown | | Total | | |
|---------------------|-------|------|--------|------|---------|------|-------|------|--|
| | Freq. | Pct. | Freq. | Pct. | Freq. | Pct. | Freq. | Pct. | |
| 01 Never | 130 | 54 | 359 | 65 | 1 | 100 | 490 | 61.9 | |
| 02 Once | 54 | 22 | 90 | 16 | 0 | 0 | 144 | 18.2 | |
| 03 Twice | 32 | 13 | 47 | 9 | 0 | 0 | 79 | 10.0 | |
| 04 3-5 times | 18 | 7 | 37 | 7 | 0 | 0 | 55 | 6.9 | |
| 05 6-9 times | 3 | 1 | 11 | 2 | 0 | 0 | 14 | 1.8 | |
| 06 10 or more times | 4 | 2 | 6 | 1 | 0 | 0 | 10 | 1.3 | |
| Valid responses = | 241 | 30 | 550 | 69 | 1 | 0 | 792 | 99.4 | |

Invalid responses include no response or multiple responses.

21g. Please indicate how often you have experienced the following due to your drinking or drug use during the last year...

g. Driven a car while under the influence

| | Male | | Female | | Unknown | | Total | | |
|---------------------|-------|------|--------|------|---------|------|-------|------|--|
| | Freq. | Pct. | Freq. | Pct. | Freq. | Pct. | Freq. | Pct. | |
| 01 Never | 202 | 84 | 494 | 90 | 1 | 100 | 697 | 88.0 | |
| 02 Once | 14 | 6 | 27 | 5 | 0 | 0 | 41 | 5.2 | |
| 03 Twice | 6 | 2 | 14 | 3 | 0 | 0 | 20 | 2.5 | |
| 04 3-5 times | 11 | 5 | 9 | 2 | 0 | 0 | 20 | 2.5 | |
| 05 6-9 times | 1 | 0 | 4 | 1 | 0 | 0 | 5 | 0.6 | |
| 06 10 or more times | 7 | 3 | 2 | 0 | 0 | 0 | 9 | 1.1 | |
| Valid responses = | 241 | 30 | 550 | 69 | 1 | 0 | 792 | 99.4 | |

Invalid responses include no response or multiple responses.

21h. Please indicate how often you have experienced the following due to your drinking or drug use during the last year...

h. Missed a class

| | Male | | Female | | Unknown | | Total | | |
|---------------------|-------|------|--------|------|---------|------|-------|------|--|
| | Freq. | Pct. | Freq. | Pct. | Freq. | Pct. | Freq. | Pct. | |
| 01 Never | 193 | 81 | 467 | 85 | 1 | 100 | 661 | 83.8 | |
| 02 Once | 12 | 5 | 44 | 8 | 0 | 0 | 56 | 7.1 | |
| 03 Twice | 14 | 6 | 19 | 3 | 0 | 0 | 33 | 4.2 | |
| 04 3-5 times | 12 | 5 | 15 | 3 | 0 | 0 | 27 | 3.4 | |
| 05 6-9 times | 6 | 3 | 5 | 1 | 0 | 0 | 11 | 1.4 | |
| 06 10 or more times | 1 | 0 | 0 | 0 | 0 | 0 | 1 | 0.1 | |
| Valid responses = | 238 | 30 | 550 | 70 | 1 | 0 | 789 | 99.0 | |

Invalid responses include no response or multiple responses.

21i. Please indicate how often you have experienced the following due to your drinking or drug use during the last year...

i. Been criticized by someone I know

| | Male | | Female | | Unknown | | Total | | |
|---------------------|-------|------|--------|------|---------|------|-------|------|--|
| | Freq. | Pct. | Freq. | Pct. | Freq. | Pct. | Freq. | Pct. | |
| 01 Never | 192 | 80 | 447 | 81 | 1 | 100 | 640 | 80.6 | |
| 02 Once | 28 | 12 | 48 | 9 | 0 | 0 | 76 | 9.6 | |
| 03 Twice | 5 | 2 | 27 | 5 | 0 | 0 | 32 | 4.0 | |
| 04 3-5 times | 8 | 3 | 25 | 5 | 0 | 0 | 33 | 4.2 | |
| 05 6-9 times | 3 | 1 | 2 | 0 | 0 | 0 | 5 | 0.6 | |
| 06 10 or more times | 5 | 2 | 3 | 1 | 0 | 0 | 8 | 1.0 | |
| Valid responses = | 241 | 30 | 552 | 70 | 1 | 0 | 794 | 99.6 | |

Invalid responses include no response or multiple responses.

21j. Please indicate how often you have experienced the following due to your drinking or drug use during the last year...

j. Thought I might have a drinking or other drug problem

| | Male | | Female | | Unknown | | Total | | |
|---------------------|-------|------|--------|------|---------|------|-------|------|--|
| | Freq. | Pct. | Freq. | Pct. | Freq. | Pct. | Freq. | Pct. | |
| 01 Never | 228 | 95 | 529 | 96 | 1 | 100 | 758 | 95.8 | |
| 02 Once | 8 | 3 | 13 | 2 | 0 | 0 | 21 | 2.7 | |
| 03 Twice | 0 | 0 | 1 | 0 | 0 | 0 | 1 | 0.1 | |
| 04 3-5 times | 1 | 0 | 4 | 1 | 0 | 0 | 5 | 0.6 | |
| 05 6-9 times | 0 | 0 | 3 | 1 | 0 | 0 | 3 | 0.4 | |
| 06 10 or more times | 3 | 1 | 0 | 0 | 0 | 0 | 3 | 0.4 | |
| Valid responses = | 240 | 30 | 550 | 70 | 1 | 0 | 791 | 99.2 | |

Invalid responses include no response or multiple responses.

21k. Please indicate how often you have experienced the following due to your drinking or drug use during the last year...

k. Had a memory loss

| | Male | | Female | | Unknown | | Total | | |
|---------------------|-------|------|--------|------|---------|------|-------|------|--|
| | Freq. | Pct. | Freq. | Pct. | Freq. | Pct. | Freq. | Pct. | |
| 01 Never | 171 | 71 | 436 | 79 | 1 | 100 | 608 | 76.6 | |
| 02 Once | 20 | 8 | 53 | 10 | 0 | 0 | 73 | 9.2 | |
| 03 Twice | 18 | 7 | 25 | 5 | 0 | 0 | 43 | 5.4 | |
| 04 3-5 times | 17 | 7 | 25 | 5 | 0 | 0 | 42 | 5.3 | |
| 05 6-9 times | 5 | 2 | 5 | 1 | 0 | 0 | 10 | 1.3 | |
| 06 10 or more times | 10 | 4 | 8 | 1 | 0 | 0 | 18 | 2.3 | |
| Valid responses = | 241 | 30 | 552 | 70 | 1 | 0 | 794 | 99.6 | |

Invalid responses include no response or multiple responses.

21l. Please indicate how often you have experienced the following due to your drinking or drug use during the last year...

l. Done something I later regretted

| | Male | | Female | | Unknown | | Total | | |
|---------------------|-------|------|--------|------|---------|------|-------|------|--|
| | Freq. | Pct. | Freq. | Pct. | Freq. | Pct. | Freq. | Pct. | |
| 01 Never | 169 | 71 | 432 | 79 | 1 | 100 | 602 | 76.2 | |
| 02 Once | 37 | 15 | 67 | 12 | 0 | 0 | 104 | 13.2 | |
| 03 Twice | 18 | 8 | 23 | 4 | 0 | 0 | 41 | 5.2 | |
| 04 3-5 times | 9 | 4 | 18 | 3 | 0 | 0 | 27 | 3.4 | |
| 05 6-9 times | 2 | 1 | 5 | 1 | 0 | 0 | 7 | 0.9 | |
| 06 10 or more times | 4 | 2 | 5 | 1 | 0 | 0 | 9 | 1.1 | |
| Valid responses = | 239 | 30 | 550 | 70 | 1 | 0 | 790 | 99.1 | |

Invalid responses include no response or multiple responses.

21m. Please indicate how often you have experienced the following due to your drinking or drug use during the last year...

m. Been arrested for DWI/DUI

| | Male | | Female | | Unknown | | Total | | |
|---------------------|-------|------|--------|------|---------|------|-------|------|--|
| | Freq. | Pct. | Freq. | Pct. | Freq. | Pct. | Freq. | Pct. | |
| 01 Never | 238 | 99 | 546 | 99 | 1 | 100 | 785 | 99.4 | |
| 02 Once | 1 | 0 | 3 | 1 | 0 | 0 | 4 | 0.5 | |
| 03 Twice | 1 | 0 | 0 | 0 | 0 | 0 | 1 | 0.1 | |
| 04 3-5 times | 0 | 0 | 0 | 0 | 0 | 0 | 0 | 0.0 | |
| 05 6-9 times | 0 | 0 | 0 | 0 | 0 | 0 | 0 | 0.0 | |
| 06 10 or more times | 0 | 0 | 0 | 0 | 0 | 0 | 0 | 0.0 | |
| Valid responses = | 240 | 30 | 549 | 69 | 1 | 0 | 790 | 99.1 | |

Invalid responses include no response or multiple responses.

Furman University (online) (2009 Other)

SIUC/Core Institute
1225 Douglas Drive
(618) 453-4366
Carbondale, IL 62901

Consortium Number =
Institution Number = 6617
Number of Surveys = 797

Cross-tabulation Report
Core Alcohol and Drug Survey - Long Form

Wednesday, April 01, 2009
Page 24 of 52

21n. Please indicate how often you have experienced the following due to your drinking or drug use during the last year...

n. Have been taken advantage of sexually

| | Male | | Female | | Unknown | | Total | | |
|--|-------|------|--------|------|---------|------|-------|------|--|
| | Freq. | Pct. | Freq. | Pct. | Freq. | Pct. | Freq. | Pct. | |
| 01 Never | 231 | 96 | 511 | 94 | 1 | 100 | 743 | 94.3 | |
| 02 Once | 8 | 3 | 23 | 4 | 0 | 0 | 31 | 3.9 | |
| 03 Twice | 2 | 1 | 8 | 1 | 0 | 0 | 10 | 1.3 | |
| 04 3-5 times | 0 | 0 | 2 | 0 | 0 | 0 | 2 | 0.3 | |
| 05 6-9 times | 0 | 0 | 1 | 0 | 0 | 0 | 1 | 0.1 | |
| 06 10 or more times | 0 | 0 | 1 | 0 | 0 | 0 | 1 | 0.1 | |
| Valid responses = | 241 | 31 | 546 | 69 | 1 | 0 | 788 | 98.9 | |
| Invalid responses include no response or multiple responses. | | | | | | | | | |

21o. Please indicate how often you have experienced the following due to your drinking or drug use during the last year...

o. Have taken advantage of another sexually

| | Male | | Female | | Unknown | | Total | | |
|--|-------|------|--------|------|---------|------|-------|------|--|
| | Freq. | Pct. | Freq. | Pct. | Freq. | Pct. | Freq. | Pct. | |
| 01 Never | 239 | 100 | 548 | 99 | 1 | 100 | 788 | 99.4 | |
| 02 Once | 1 | 0 | 2 | 0 | 0 | 0 | 3 | 0.4 | |
| 03 Twice | 0 | 0 | 2 | 0 | 0 | 0 | 2 | 0.3 | |
| 04 3-5 times | 0 | 0 | 0 | 0 | 0 | 0 | 0 | 0.0 | |
| 05 6-9 times | 0 | 0 | 0 | 0 | 0 | 0 | 0 | 0.0 | |
| 06 10 or more times | 0 | 0 | 0 | 0 | 0 | 0 | 0 | 0.0 | |
| Valid responses = | 240 | 30 | 552 | 70 | 1 | 0 | 793 | 99.5 | |
| Invalid responses include no response or multiple responses. | | | | | | | | | |

21p. Please indicate how often you have experienced the following due to your drinking or drug use during the last year...

p. Tried unsuccessfully to stop using

| | Male | | Female | | Unknown | | Total | | |
|--|-------|------|--------|------|---------|------|-------|------|--|
| | Freq. | Pct. | Freq. | Pct. | Freq. | Pct. | Freq. | Pct. | |
| 01 Never | 237 | 98 | 542 | 99 | 1 | 100 | 780 | 98.5 | |
| 02 Once | 2 | 1 | 7 | 1 | 0 | 0 | 9 | 1.1 | |
| 03 Twice | 0 | 0 | 0 | 0 | 0 | 0 | 0 | 0.0 | |
| 04 3-5 times | 1 | 0 | 0 | 0 | 0 | 0 | 1 | 0.1 | |
| 05 6-9 times | 0 | 0 | 1 | 0 | 0 | 0 | 1 | 0.1 | |
| 06 10 or more times | 1 | 0 | 0 | 0 | 0 | 0 | 1 | 0.1 | |
| Valid responses = | 241 | 30 | 550 | 69 | 1 | 0 | 792 | 99.4 | |
| Invalid responses include no response or multiple responses. | | | | | | | | | |

21q. Please indicate how often you have experienced the following due to your drinking or drug use during the last year...

q. Seriously thought about suicide

| | Male | | Female | | Unknown | | Total | | |
|--|-------|------|--------|------|---------|------|-------|------|--|
| | Freq. | Pct. | Freq. | Pct. | Freq. | Pct. | Freq. | Pct. | |
| 01 Never | 237 | 98 | 535 | 97 | 1 | 100 | 773 | 97.6 | |
| 02 Once | 0 | 0 | 9 | 2 | 0 | 0 | 9 | 1.1 | |
| 03 Twice | 2 | 1 | 2 | 0 | 0 | 0 | 4 | 0.5 | |
| 04 3-5 times | 1 | 0 | 2 | 0 | 0 | 0 | 3 | 0.4 | |
| 05 6-9 times | 0 | 0 | 0 | 0 | 0 | 0 | 0 | 0.0 | |
| 06 10 or more times | 1 | 0 | 2 | 0 | 0 | 0 | 3 | 0.4 | |
| Valid responses = | 241 | 30 | 550 | 69 | 1 | 0 | 792 | 99.4 | |
| Invalid responses include no response or multiple responses. | | | | | | | | | |

Furman University (online) (2009 Other)

SIUC/Core Institute
1225 Douglas Drive
(618) 453-4366
Carbondale, IL 62901

Consortium Number =
Institution Number = 6617
Number of Surveys = 797

21r. Please indicate how often you have experienced the following due to your drinking or drug use during the last year...

r. Seriously tried to commit suicide

| | Male | | Female | | Unknown | | Total | | |
|---------------------|-------|------|--------|------|---------|------|-------|------|--|
| | Freq. | Pct. | Freq. | Pct. | Freq. | Pct. | Freq. | Pct. | |
| 01 Never | 242 | 100 | 548 | 99 | 1 | 100 | 791 | 99.6 | |
| 02 Once | 0 | 0 | 3 | 1 | 0 | 0 | 3 | 0.4 | |
| 03 Twice | 0 | 0 | 0 | 0 | 0 | 0 | 0 | 0.0 | |
| 04 3-5 times | 0 | 0 | 0 | 0 | 0 | 0 | 0 | 0.0 | |
| 05 6-9 times | 0 | 0 | 0 | 0 | 0 | 0 | 0 | 0.0 | |
| 06 10 or more times | 0 | 0 | 0 | 0 | 0 | 0 | 0 | 0.0 | |
| Valid responses = | 242 | 30 | 551 | 69 | 1 | 0 | 794 | 99.6 | |

Invalid responses include no response or multiple responses.

21s. Please indicate how often you have experienced the following due to your drinking or drug use during the last year...

s. Been hurt or injured

| | Male | | Female | | Unknown | | Total | | |
|---------------------|-------|------|--------|------|---------|------|-------|------|--|
| | Freq. | Pct. | Freq. | Pct. | Freq. | Pct. | Freq. | Pct. | |
| 01 Never | 220 | 91 | 504 | 91 | 1 | 100 | 725 | 91.2 | |
| 02 Once | 10 | 4 | 25 | 5 | 0 | 0 | 35 | 4.4 | |
| 03 Twice | 3 | 1 | 11 | 2 | 0 | 0 | 14 | 1.8 | |
| 04 3-5 times | 5 | 2 | 8 | 1 | 0 | 0 | 13 | 1.6 | |
| 05 6-9 times | 2 | 1 | 4 | 1 | 0 | 0 | 6 | 0.8 | |
| 06 10 or more times | 2 | 1 | 0 | 0 | 0 | 0 | 2 | 0.3 | |
| Valid responses = | 242 | 30 | 552 | 69 | 1 | 0 | 795 | 99.7 | |

Invalid responses include no response or multiple responses.

22. Have any of your family had alcohol or other drug problems

| | Male | | Female | | Unknown | | Total | | |
|---------------------|-------|------|--------|------|---------|------|-------|------|--|
| | Freq. | Pct. | Freq. | Pct. | Freq. | Pct. | Freq. | Pct. | |
| 01 Mother | 8 | 3 | 16 | 3 | 0 | 0 | 24 | 3.0 | |
| 02 Father | 17 | 7 | 51 | 9 | 0 | 0 | 68 | 8.5 | |
| 03 Stepmother | 2 | 1 | 1 | 0 | 0 | 0 | 3 | 0.4 | |
| 04 Stepfather | 4 | 2 | 10 | 2 | 0 | 0 | 14 | 1.8 | |
| 05 Brothers/sisters | 7 | 3 | 49 | 9 | 0 | 0 | 56 | 7.0 | |
| 06 Mother's parents | 32 | 13 | 73 | 13 | 1 | 100 | 106 | 13.3 | |
| 07 Father's parents | 23 | 9 | 81 | 15 | 0 | 0 | 104 | 13.0 | |
| 08 Aunts/uncles | 55 | 23 | 154 | 28 | 1 | 100 | 210 | 26.3 | |
| 09 Spouse | 0 | 0 | 1 | 0 | 0 | 0 | 1 | 0.1 | |
| 10 Children | 0 | 0 | 0 | 0 | 0 | 0 | 0 | 0.0 | |
| 11 None | 133 | 55 | 276 | 50 | 0 | 0 | 409 | 51.3 | |

Valid responses = all responses and blanks: since multiple responses were possible, more than 100% may be indicated.

23. If you volunteer any of your time on or off campus to help others, please indicate the approximate number of hours per month and principal activity

| | Male | | Female | | Unknown | | Total | | |
|---------------------|-------|------|--------|------|---------|------|-------|------|--|
| | Freq. | Pct. | Freq. | Pct. | Freq. | Pct. | Freq. | Pct. | |
| 01 Less than 1 hour | 74 | 32 | 165 | 31 | 0 | 0 | 239 | 31.2 | |
| 02 1-4 hours | 76 | 33 | 180 | 34 | 0 | 0 | 256 | 33.5 | |
| 03 5-9 hours | 50 | 22 | 111 | 21 | 0 | 0 | 161 | 21.0 | |
| 04 10-15 hours | 18 | 8 | 49 | 9 | 1 | 100 | 68 | 8.9 | |
| 05 16 or more hours | 13 | 6 | 28 | 5 | 0 | 0 | 41 | 5.4 | |
| Valid responses = | 231 | 30 | 533 | 70 | 1 | 0 | 765 | 96.0 | |

Invalid responses include no response or multiple responses.

Furman University (online) (2009 Other)

SIUC/Core Institute
1225 Douglas Drive
(618) 453-4366
Carbondale, IL 62901

Consortium Number =
Institution Number = 6617
Number of Surveys = 797

24a. Within the last year to what extent have you participated in any of the following activities

a. Intercollegiate athletics

| | Male | | Female | | Unknown | | Total | | |
|------------------------|-------|------|--------|------|---------|------|-------|------|--|
| | Freq. | Pct. | Freq. | Pct. | Freq. | Pct. | Freq. | Pct. | |
| 01 Not involved | 198 | 83 | 478 | 87 | 1 | 100 | 677 | 85.8 | |
| 02 Actively involved | 36 | 15 | 62 | 11 | 0 | 0 | 98 | 12.4 | |
| 03 Leadership position | 6 | 3 | 8 | 1 | 0 | 0 | 14 | 1.8 | |
| Valid responses = | 240 | 30 | 548 | 69 | 1 | 0 | 789 | 99.0 | |

Invalid responses include no response or multiple responses.

24b. Within the last year to what extent have you participated in any of the following activities

b. Intramural or club sports

| | Male | | Female | | Unknown | | Total | | |
|------------------------|-------|------|--------|------|---------|------|-------|------|--|
| | Freq. | Pct. | Freq. | Pct. | Freq. | Pct. | Freq. | Pct. | |
| 01 Not involved | 103 | 43 | 314 | 57 | 0 | 0 | 417 | 52.8 | |
| 02 Actively involved | 119 | 50 | 210 | 38 | 1 | 100 | 330 | 41.8 | |
| 03 Leadership position | 18 | 8 | 25 | 5 | 0 | 0 | 43 | 5.4 | |
| Valid responses = | 240 | 30 | 549 | 69 | 1 | 0 | 790 | 99.1 | |

Invalid responses include no response or multiple responses.

24c. Within the last year to what extent have you participated in any of the following activities

c. Social fraternities or sororities

| | Male | | Female | | Unknown | | Total | | |
|------------------------|-------|------|--------|------|---------|------|-------|------|--|
| | Freq. | Pct. | Freq. | Pct. | Freq. | Pct. | Freq. | Pct. | |
| 01 Not involved | 131 | 55 | 311 | 57 | 0 | 0 | 442 | 56.1 | |
| 02 Attended | 19 | 8 | 41 | 7 | 0 | 0 | 60 | 7.6 | |
| 03 Actively involved | 50 | 21 | 132 | 24 | 1 | 100 | 183 | 23.2 | |
| 04 Leadership position | 39 | 16 | 64 | 12 | 0 | 0 | 103 | 13.1 | |
| Valid responses = | 239 | 30 | 548 | 70 | 1 | 0 | 788 | 98.9 | |

Invalid responses include no response or multiple responses.

24d. Within the last year to what extent have you participated in any of the following activities

d. Religious and interfaith groups

| | Male | | Female | | Unknown | | Total | | |
|------------------------|-------|------|--------|------|---------|------|-------|------|--|
| | Freq. | Pct. | Freq. | Pct. | Freq. | Pct. | Freq. | Pct. | |
| 01 Not involved | 115 | 48 | 229 | 42 | 0 | 0 | 344 | 43.7 | |
| 02 Attended | 73 | 31 | 141 | 26 | 0 | 0 | 214 | 27.2 | |
| 03 Actively involved | 29 | 12 | 119 | 22 | 1 | 100 | 149 | 18.9 | |
| 04 Leadership position | 22 | 9 | 59 | 11 | 0 | 0 | 81 | 10.3 | |
| Valid responses = | 239 | 30 | 548 | 70 | 1 | 0 | 788 | 98.9 | |

Invalid responses include no response or multiple responses.

24e. Within the last year to what extent have you participated in any of the following activities

e. International and language groups

| | Male | | Female | | Unknown | | Total | | |
|------------------------|-------|------|--------|------|---------|------|-------|------|--|
| | Freq. | Pct. | Freq. | Pct. | Freq. | Pct. | Freq. | Pct. | |
| 01 Not involved | 212 | 88 | 430 | 78 | 1 | 100 | 643 | 81.3 | |
| 02 Attended | 14 | 6 | 78 | 14 | 0 | 0 | 92 | 11.6 | |
| 03 Actively involved | 12 | 5 | 30 | 5 | 0 | 0 | 42 | 5.3 | |
| 04 Leadership position | 2 | 1 | 12 | 2 | 0 | 0 | 14 | 1.8 | |
| Valid responses = | 240 | 30 | 550 | 70 | 1 | 0 | 791 | 99.2 | |

Invalid responses include no response or multiple responses.

Furman University (online) (2009 Other)

SIUC/Core Institute
1225 Douglas Drive
(618) 453-4366
Carbondale, IL 62901

Consortium Number =
Institution Number = 6617
Number of Surveys = 797

24f. Within the last year to what extent have you participated in any of the following activities

f. Minority and ethnic organizations

| | Male | | Female | | Unknown | | Total | | |
|------------------------|-------|------|--------|------|---------|------|-------|------|--|
| | Freq. | Pct. | Freq. | Pct. | Freq. | Pct. | Freq. | Pct. | |
| 01 Not involved | 218 | 91 | 477 | 87 | 1 | 100 | 696 | 88.3 | |
| 02 Attended | 13 | 5 | 43 | 8 | 0 | 0 | 56 | 7.1 | |
| 03 Actively involved | 3 | 1 | 19 | 3 | 0 | 0 | 22 | 2.8 | |
| 04 Leadership position | 6 | 3 | 8 | 1 | 0 | 0 | 14 | 1.8 | |
| Valid responses = | 240 | 30 | 547 | 69 | 1 | 0 | 788 | 98.9 | |

Invalid responses include no response or multiple responses.

24g. Within the last year to what extent have you participated in any of the following activities

g. Political and social action groups

| | Male | | Female | | Unknown | | Total | | |
|------------------------|-------|------|--------|------|---------|------|-------|------|--|
| | Freq. | Pct. | Freq. | Pct. | Freq. | Pct. | Freq. | Pct. | |
| 01 Not involved | 162 | 68 | 378 | 69 | 0 | 0 | 540 | 68.4 | |
| 02 Attended | 49 | 20 | 107 | 19 | 1 | 100 | 157 | 19.9 | |
| 03 Actively involved | 14 | 6 | 41 | 7 | 0 | 0 | 55 | 7.0 | |
| 04 Leadership position | 15 | 6 | 23 | 4 | 0 | 0 | 38 | 4.8 | |
| Valid responses = | 240 | 30 | 549 | 69 | 1 | 0 | 790 | 99.1 | |

Invalid responses include no response or multiple responses.

24h. Within the last year to what extent have you participated in any of the following activities

h. Music and other performing arts groups

| | Male | | Female | | Unknown | | Total | | |
|------------------------|-------|------|--------|------|---------|------|-------|------|--|
| | Freq. | Pct. | Freq. | Pct. | Freq. | Pct. | Freq. | Pct. | |
| 01 Not involved | 141 | 59 | 314 | 57 | 0 | 0 | 455 | 57.7 | |
| 02 Attended | 46 | 19 | 97 | 18 | 1 | 100 | 144 | 18.3 | |
| 03 Actively involved | 35 | 15 | 109 | 20 | 0 | 0 | 144 | 18.3 | |
| 04 Leadership position | 18 | 8 | 28 | 5 | 0 | 0 | 46 | 5.8 | |
| Valid responses = | 240 | 30 | 548 | 69 | 1 | 0 | 789 | 99.0 | |

Invalid responses include no response or multiple responses.

24i. Within the last year to what extent have you participated in any of the following activities

i. Student newspaper, radio, TV, magazine, etc.

| | Male | | Female | | Unknown | | Total | | |
|------------------------|-------|------|--------|------|---------|------|-------|------|--|
| | Freq. | Pct. | Freq. | Pct. | Freq. | Pct. | Freq. | Pct. | |
| 01 Not involved | 190 | 79 | 464 | 84 | 1 | 100 | 655 | 82.7 | |
| 02 Attended | 24 | 10 | 45 | 8 | 0 | 0 | 69 | 8.7 | |
| 03 Actively involved | 18 | 7 | 33 | 6 | 0 | 0 | 51 | 6.4 | |
| 04 Leadership position | 9 | 4 | 8 | 1 | 0 | 0 | 17 | 2.1 | |
| Valid responses = | 241 | 30 | 550 | 69 | 1 | 0 | 792 | 99.4 | |

Invalid responses include no response or multiple responses.

25a1. In the first column, indicate whether any of the following have happened to you within the last year while you were in and around campus. If you answered yes to any of these items, indicate in the second column if you had consumed alcohol or other drugs shortly before these incidents.

a. Ethnic or racial harassment (happened to you)

| | Male | | Female | | Unknown | | Total | | |
|-------------------|-------|------|--------|------|---------|------|-------|------|--|
| | Freq. | Pct. | Freq. | Pct. | Freq. | Pct. | Freq. | Pct. | |
| 01 Yes | 16 | 7 | 13 | 2 | 0 | 0 | 29 | 3.7 | |
| 02 No | 226 | 93 | 538 | 98 | 1 | 100 | 765 | 96.3 | |
| Valid responses = | 242 | 30 | 551 | 69 | 1 | 0 | 794 | 99.6 | |

Invalid responses include no response or multiple responses.

Furman University (online) (2009 Other)

SIUC/Core Institute
1225 Douglas Drive
(618) 453-4366
Carbondale, IL 62901

Consortium Number =
Institution Number = 6617
Number of Surveys = 797

Cross-tabulation Report
Core Alcohol and Drug Survey - Long Form

Wednesday, April 01, 2009
Page 28 of 52

25b1. In the first column, indicate whether any of the following have happened to you within the last year while you were in and around campus. If you answered yes to any of these items, indicate in the second column if you had consumed alcohol or other drugs shortly before these incidents.

b. Threats of physical violence (happened to you)

| | Male | | Female | | Unknown | | Total | |
|-------------------|-------|------|--------|------|---------|------|-------|------|
| | Freq. | Pct. | Freq. | Pct. | Freq. | Pct. | Freq. | Pct. |
| 01 Yes | 20 | 8 | 18 | 3 | 0 | 0 | 38 | 4.8 |
| 02 No | 221 | 92 | 528 | 97 | 1 | 100 | 750 | 95.2 |
| Valid responses = | 241 | 31 | 546 | 69 | 1 | 0 | 788 | 98.9 |

Invalid responses include no response or multiple responses.

25c1. In the first column, indicate whether any of the following have happened to you within the last year while you were in and around campus. If you answered yes to any of these items, indicate in the second column if you had consumed alcohol or other drugs shortly before these incidents.

c. Actual physical violence (happened to you)

| | Male | | Female | | Unknown | | Total | |
|-------------------|-------|------|--------|------|---------|------|-------|------|
| | Freq. | Pct. | Freq. | Pct. | Freq. | Pct. | Freq. | Pct. |
| 01 Yes | 3 | 1 | 10 | 2 | 0 | 0 | 13 | 1.6 |
| 02 No | 239 | 99 | 535 | 98 | 1 | 100 | 775 | 98.4 |
| Valid responses = | 242 | 31 | 545 | 69 | 1 | 0 | 788 | 98.9 |

Invalid responses include no response or multiple responses.

25d1. In the first column, indicate whether any of the following have happened to you within the last year while you were in and around campus. If you answered yes to any of these items, indicate in the second column if you had consumed alcohol or other drugs shortly before these incidents.

d. Theft involving force or threat of force (happened to you)

| | Male | | Female | | Unknown | | Total | |
|-------------------|-------|------|--------|------|---------|------|-------|------|
| | Freq. | Pct. | Freq. | Pct. | Freq. | Pct. | Freq. | Pct. |
| 01 Yes | 3 | 1 | 3 | 1 | 0 | 0 | 6 | 0.8 |
| 02 No | 237 | 99 | 544 | 99 | 1 | 100 | 782 | 99.2 |
| Valid responses = | 240 | 30 | 547 | 69 | 1 | 0 | 788 | 98.9 |

Invalid responses include no response or multiple responses.

25e1. In the first column, indicate whether any of the following have happened to you within the last year while you were in and around campus. If you answered yes to any of these items, indicate in the second column if you had consumed alcohol or other drugs shortly before these incidents.

e. Forced sexual touching or fondling (happened to you)

| | Male | | Female | | Unknown | | Total | |
|-------------------|-------|------|--------|------|---------|------|-------|------|
| | Freq. | Pct. | Freq. | Pct. | Freq. | Pct. | Freq. | Pct. |
| 01 Yes | 7 | 3 | 22 | 4 | 0 | 0 | 29 | 3.7 |
| 02 No | 235 | 97 | 524 | 96 | 1 | 100 | 760 | 96.3 |
| Valid responses = | 242 | 31 | 546 | 69 | 1 | 0 | 789 | 99.0 |

Invalid responses include no response or multiple responses.

25f1. In the first column, indicate whether any of the following have happened to you within the last year while you were in and around campus. If you answered yes to any of these items, indicate in the second column if you had consumed alcohol or other drugs shortly before these incidents.

f. Unwanted sexual intercourse (happened to you)

| | Male | | Female | | Unknown | | Total | |
|-------------------|-------|------|--------|------|---------|------|-------|------|
| | Freq. | Pct. | Freq. | Pct. | Freq. | Pct. | Freq. | Pct. |
| 01 Yes | 5 | 2 | 8 | 1 | 0 | 0 | 13 | 1.6 |
| 02 No | 237 | 98 | 542 | 99 | 1 | 100 | 780 | 98.4 |
| Valid responses = | 242 | 31 | 550 | 69 | 1 | 0 | 793 | 99.5 |

Invalid responses include no response or multiple responses.

Furman University (online) (2009 Other)

SIUC/Core Institute
1225 Douglas Drive
(618) 453-4366
Carbondale, IL 62901

Consortium Number =
Institution Number = 6617
Number of Surveys = 797

25a2. In the first column, indicate whether any of the following have happened to you within the last year while you were in and around campus. If you answered yes to any of these items, indicate in the second column if you had consumed alcohol or other drugs shortly before these incidents.

a. Ethnic or racial harassment (had consumed alcohol or drugs)

| | Male | | Female | | Unknown | | Total | | |
|-------------------|-------|------|--------|------|---------|------|-------|-------|--|
| | Freq. | Pct. | Freq. | Pct. | Freq. | Pct. | Freq. | Pct. | |
| 01 Yes | 0 | 0 | 0 | 0 | 0 | 0 | 0 | 0.0 | |
| 02 No | 16 | 100 | 11 | 100 | 0 | 0 | 27 | 100.0 | |
| Valid responses = | 16 | 59 | 11 | 41 | 0 | 0 | 27 | 3.4 | |

Invalid responses include no response or multiple responses.

25b2. In the first column, indicate whether any of the following have happened to you within the last year while you were in and around campus. If you answered yes to any of these items, indicate in the second column if you had consumed alcohol or other drugs shortly before these incidents.

b. Threats of physical violence (had consumed alcohol or drugs)

| | Male | | Female | | Unknown | | Total | | |
|-------------------|-------|------|--------|------|---------|------|-------|------|--|
| | Freq. | Pct. | Freq. | Pct. | Freq. | Pct. | Freq. | Pct. | |
| 01 Yes | 7 | 35 | 6 | 38 | 0 | 0 | 13 | 36.1 | |
| 02 No | 13 | 65 | 10 | 63 | 0 | 0 | 23 | 63.9 | |
| Valid responses = | 20 | 56 | 16 | 44 | 0 | 0 | 36 | 4.5 | |

Invalid responses include no response or multiple responses.

25c2. In the first column, indicate whether any of the following have happened to you within the last year while you were in and around campus. If you answered yes to any of these items, indicate in the second column if you had consumed alcohol or other drugs shortly before these incidents.

c. Actual physical violence (had consumed alcohol or drugs)

| | Male | | Female | | Unknown | | Total | | |
|-------------------|-------|------|--------|------|---------|------|-------|------|--|
| | Freq. | Pct. | Freq. | Pct. | Freq. | Pct. | Freq. | Pct. | |
| 01 Yes | 2 | 67 | 3 | 38 | 0 | 0 | 5 | 45.5 | |
| 02 No | 1 | 33 | 5 | 63 | 0 | 0 | 6 | 54.5 | |
| Valid responses = | 3 | 27 | 8 | 73 | 0 | 0 | 11 | 1.4 | |

Invalid responses include no response or multiple responses.

25d2. In the first column, indicate whether any of the following have happened to you within the last year while you were in and around campus. If you answered yes to any of these items, indicate in the second column if you had consumed alcohol or other drugs shortly before these incidents.

d. Theft involving force or threat of force (had consumed alcohol or drugs)

| | Male | | Female | | Unknown | | Total | | |
|-------------------|-------|------|--------|------|---------|------|-------|-------|--|
| | Freq. | Pct. | Freq. | Pct. | Freq. | Pct. | Freq. | Pct. | |
| 01 Yes | 0 | 0 | 0 | 0 | 0 | 0 | 0 | 0.0 | |
| 02 No | 3 | 100 | 1 | 100 | 0 | 0 | 4 | 100.0 | |
| Valid responses = | 3 | 75 | 1 | 25 | 0 | 0 | 4 | 0.5 | |

Invalid responses include no response or multiple responses.

25e2. In the first column, indicate whether any of the following have happened to you within the last year while you were in and around campus. If you answered yes to any of these items, indicate in the second column if you had consumed alcohol or other drugs shortly before these incidents.

e. Forced sexual touching or fondling (had consumed alcohol or drugs)

| | Male | | Female | | Unknown | | Total | | |
|-------------------|-------|------|--------|------|---------|------|-------|------|--|
| | Freq. | Pct. | Freq. | Pct. | Freq. | Pct. | Freq. | Pct. | |
| 01 Yes | 1 | 14 | 11 | 55 | 0 | 0 | 12 | 44.4 | |
| 02 No | 6 | 86 | 9 | 45 | 0 | 0 | 15 | 55.6 | |
| Valid responses = | 7 | 26 | 20 | 74 | 0 | 0 | 27 | 3.4 | |

Invalid responses include no response or multiple responses.

Furman University (online) (2009 Other)

SIUC/Core Institute
1225 Douglas Drive
(618) 453-4366
Carbondale, IL 62901

Consortium Number =
Institution Number = 6617
Number of Surveys = 797

25f2. In the first column, indicate whether any of the following have happened to you within the last year while you were in and around campus. If you answered yes to any of these items, indicate in the second column if you had consumed alcohol or other drugs shortly before these incidents.

f. Unwanted sexual intercourse (had consumed alcohol or drugs)

| | Male | | Female | | Unknown | | Total | | |
|-------------------|-------|------|--------|------|---------|------|-------|------|--|
| | Freq. | Pct. | Freq. | Pct. | Freq. | Pct. | Freq. | Pct. | |
| 01 Yes | 3 | 60 | 5 | 83 | 0 | 0 | 8 | 72.7 | |
| 02 No | 2 | 40 | 1 | 17 | 0 | 0 | 3 | 27.3 | |
| Valid responses = | 5 | 45 | 6 | 55 | 0 | 0 | 11 | 1.4 | |

Invalid responses include no response or multiple responses.

26a. How do you think your close friends feel (or would feel) about you...

a. Trying marijuana once or twice

| | Male | | Female | | Unknown | | Total | | |
|------------------------|-------|------|--------|------|---------|------|-------|------|--|
| | Freq. | Pct. | Freq. | Pct. | Freq. | Pct. | Freq. | Pct. | |
| 01 Don't disapprove | 118 | 49 | 194 | 35 | 0 | 0 | 312 | 39.3 | |
| 02 Disapprove | 66 | 27 | 154 | 28 | 0 | 0 | 220 | 27.7 | |
| 03 Strongly disapprove | 58 | 24 | 202 | 37 | 1 | 100 | 261 | 32.9 | |
| Valid responses = | 242 | 31 | 550 | 69 | 1 | 0 | 793 | 99.5 | |

Invalid responses include no response or multiple responses.

26b. How do you think your close friends feel (or would feel) about you...

b. Smoking marijuana occasionally

| | Male | | Female | | Unknown | | Total | | |
|------------------------|-------|------|--------|------|---------|------|-------|------|--|
| | Freq. | Pct. | Freq. | Pct. | Freq. | Pct. | Freq. | Pct. | |
| 01 Don't disapprove | 85 | 35 | 110 | 20 | 0 | 0 | 195 | 24.6 | |
| 02 Disapprove | 70 | 29 | 127 | 23 | 0 | 0 | 197 | 24.8 | |
| 03 Strongly disapprove | 87 | 36 | 314 | 57 | 1 | 100 | 402 | 50.6 | |
| Valid responses = | 242 | 30 | 551 | 69 | 1 | 0 | 794 | 99.6 | |

Invalid responses include no response or multiple responses.

26c. How do you think your close friends feel (or would feel) about you...

c. Smoking marijuana regularly

| | Male | | Female | | Unknown | | Total | | |
|------------------------|-------|------|--------|------|---------|------|-------|------|--|
| | Freq. | Pct. | Freq. | Pct. | Freq. | Pct. | Freq. | Pct. | |
| 01 Don't disapprove | 27 | 11 | 35 | 6 | 0 | 0 | 62 | 7.8 | |
| 02 Disapprove | 74 | 31 | 106 | 19 | 0 | 0 | 180 | 22.7 | |
| 03 Strongly disapprove | 141 | 58 | 410 | 74 | 1 | 100 | 552 | 69.5 | |
| Valid responses = | 242 | 30 | 551 | 69 | 1 | 0 | 794 | 99.6 | |

Invalid responses include no response or multiple responses.

26d. How do you think your close friends feel (or would feel) about you...

d. Trying cocaine once or twice

| | Male | | Female | | Unknown | | Total | | |
|------------------------|-------|------|--------|------|---------|------|-------|------|--|
| | Freq. | Pct. | Freq. | Pct. | Freq. | Pct. | Freq. | Pct. | |
| 01 Don't disapprove | 11 | 5 | 17 | 3 | 0 | 0 | 28 | 3.5 | |
| 02 Disapprove | 60 | 25 | 89 | 16 | 0 | 0 | 149 | 18.8 | |
| 03 Strongly disapprove | 171 | 71 | 445 | 81 | 1 | 100 | 617 | 77.7 | |
| Valid responses = | 242 | 30 | 551 | 69 | 1 | 0 | 794 | 99.6 | |

Invalid responses include no response or multiple responses.

Furman University (online) (2009 Other)

SIUC/Core Institute
1225 Douglas Drive
(618) 453-4366
Carbondale, IL 62901

Consortium Number =
Institution Number = 6617
Number of Surveys = 797

26e. How do you think your close friends feel (or would feel) about you...

e. Taking cocaine regularly

| | Male | | Female | | Unknown | | Total | |
|------------------------|-------|------|--------|------|---------|------|-------|------|
| | Freq. | Pct. | Freq. | Pct. | Freq. | Pct. | Freq. | Pct. |
| 01 Don't disapprove | 0 | 0 | 2 | 0 | 0 | 0 | 2 | 0.3 |
| 02 Disapprove | 29 | 12 | 32 | 6 | 0 | 0 | 61 | 7.7 |
| 03 Strongly disapprove | 213 | 88 | 515 | 94 | 1 | 100 | 729 | 92.0 |
| Valid responses = | 242 | 31 | 549 | 69 | 1 | 0 | 792 | 99.4 |

Invalid responses include no response or multiple responses.

26f. How do you think your close friends feel (or would feel) about you...

f. Trying LSD once or twice

| | Male | | Female | | Unknown | | Total | |
|------------------------|-------|------|--------|------|---------|------|-------|------|
| | Freq. | Pct. | Freq. | Pct. | Freq. | Pct. | Freq. | Pct. |
| 01 Don't disapprove | 20 | 8 | 28 | 5 | 0 | 0 | 48 | 6.1 |
| 02 Disapprove | 41 | 17 | 74 | 13 | 0 | 0 | 115 | 14.5 |
| 03 Strongly disapprove | 180 | 75 | 449 | 81 | 1 | 100 | 630 | 79.4 |
| Valid responses = | 241 | 30 | 551 | 69 | 1 | 0 | 793 | 99.5 |

Invalid responses include no response or multiple responses.

26g. How do you think your close friends feel (or would feel) about you...

g. Taking LSD regularly

| | Male | | Female | | Unknown | | Total | |
|------------------------|-------|------|--------|------|---------|------|-------|------|
| | Freq. | Pct. | Freq. | Pct. | Freq. | Pct. | Freq. | Pct. |
| 01 Don't disapprove | 4 | 2 | 6 | 1 | 0 | 0 | 10 | 1.3 |
| 02 Disapprove | 27 | 11 | 34 | 6 | 0 | 0 | 61 | 7.7 |
| 03 Strongly disapprove | 209 | 87 | 508 | 93 | 1 | 100 | 718 | 91.0 |
| Valid responses = | 240 | 30 | 548 | 69 | 1 | 0 | 789 | 99.0 |

Invalid responses include no response or multiple responses.

26h. How do you think your close friends feel (or would feel) about you...

h. Trying amphetamines once or twice

| | Male | | Female | | Unknown | | Total | |
|------------------------|-------|------|--------|------|---------|------|-------|------|
| | Freq. | Pct. | Freq. | Pct. | Freq. | Pct. | Freq. | Pct. |
| 01 Don't disapprove | 10 | 4 | 20 | 4 | 0 | 0 | 30 | 3.8 |
| 02 Disapprove | 49 | 20 | 77 | 14 | 0 | 0 | 126 | 15.9 |
| 03 Strongly disapprove | 183 | 76 | 450 | 82 | 1 | 100 | 634 | 80.3 |
| Valid responses = | 242 | 31 | 547 | 69 | 1 | 0 | 790 | 99.1 |

Invalid responses include no response or multiple responses.

26i. How do you think your close friends feel (or would feel) about you...

i. Taking amphetamines regularly

| | Male | | Female | | Unknown | | Total | |
|------------------------|-------|------|--------|------|---------|------|-------|------|
| | Freq. | Pct. | Freq. | Pct. | Freq. | Pct. | Freq. | Pct. |
| 01 Don't disapprove | 3 | 1 | 5 | 1 | 0 | 0 | 8 | 1.0 |
| 02 Disapprove | 28 | 12 | 39 | 7 | 0 | 0 | 67 | 8.6 |
| 03 Strongly disapprove | 208 | 87 | 499 | 92 | 1 | 100 | 708 | 90.4 |
| Valid responses = | 239 | 31 | 543 | 69 | 1 | 0 | 783 | 98.2 |

Invalid responses include no response or multiple responses.

Furman University (online) (2009 Other)

SIUC/Core Institute
1225 Douglas Drive
(618) 453-4366
Carbondale, IL 62901

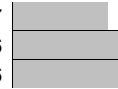
Consortium Number =
Institution Number = 6617
Number of Surveys = 797

26j. How do you think your close friends feel (or would feel) about you...

j. Taking one or two drinks of an alcoholic beverage (beer, wine, liquor) nearly every day

| | Male | | Female | | Unknown | | Total | |
|------------------------|-------|------|--------|------|---------|------|-------|------|
| | Freq. | Pct. | Freq. | Pct. | Freq. | Pct. | Freq. | Pct. |
| 01 Don't disapprove | 122 | 50 | 114 | 21 | 0 | 0 | 236 | 29.7 |
| 02 Disapprove | 65 | 27 | 225 | 41 | 1 | 100 | 291 | 36.6 |
| 03 Strongly disapprove | 55 | 23 | 212 | 38 | 0 | 0 | 267 | 33.6 |
| Valid responses = | 242 | 30 | 551 | 69 | 1 | 0 | 794 | 99.6 |

Invalid responses include no response or multiple responses.



26k. How do you think your close friends feel (or would feel) about you...

k. Taking four or five drinks nearly every day

| | Male | | Female | | Unknown | | Total | |
|------------------------|-------|------|--------|------|---------|------|-------|------|
| | Freq. | Pct. | Freq. | Pct. | Freq. | Pct. | Freq. | Pct. |
| 01 Don't disapprove | 33 | 14 | 13 | 2 | 0 | 0 | 46 | 5.8 |
| 02 Disapprove | 78 | 32 | 92 | 17 | 0 | 0 | 170 | 21.5 |
| 03 Strongly disapprove | 131 | 54 | 441 | 81 | 1 | 100 | 573 | 72.6 |
| Valid responses = | 242 | 31 | 546 | 69 | 1 | 0 | 789 | 99.0 |

Invalid responses include no response or multiple responses.




26l. How do you think your close friends feel (or would feel) about you...

l. Having five or more drinks in one setting

| | Male | | Female | | Unknown | | Total | |
|------------------------|-------|------|--------|------|---------|------|-------|------|
| | Freq. | Pct. | Freq. | Pct. | Freq. | Pct. | Freq. | Pct. |
| 01 Don't disapprove | 124 | 51 | 151 | 27 | 0 | 0 | 275 | 34.7 |
| 02 Disapprove | 47 | 19 | 133 | 24 | 0 | 0 | 180 | 22.7 |
| 03 Strongly disapprove | 71 | 29 | 266 | 48 | 1 | 100 | 338 | 42.6 |
| Valid responses = | 242 | 31 | 550 | 69 | 1 | 0 | 793 | 99.5 |

Invalid responses include no response or multiple responses.



26m. How do you think your close friends feel (or would feel) about you...

m. Taking steroids for body building or improved athletic performance

| | Male | | Female | | Unknown | | Total | |
|------------------------|-------|------|--------|------|---------|------|-------|------|
| | Freq. | Pct. | Freq. | Pct. | Freq. | Pct. | Freq. | Pct. |
| 01 Don't disapprove | 7 | 3 | 9 | 2 | 0 | 0 | 16 | 2.0 |
| 02 Disapprove | 69 | 29 | 93 | 17 | 0 | 0 | 162 | 20.5 |
| 03 Strongly disapprove | 165 | 68 | 447 | 81 | 1 | 100 | 613 | 77.5 |
| Valid responses = | 241 | 30 | 549 | 69 | 1 | 0 | 791 | 99.2 |

Invalid responses include no response or multiple responses.



27a. Do you believe that alcohol has any of the following effects

a. Breaks the ice

| | Male | | Female | | Unknown | | Total | |
|-------------------|-------|------|--------|------|---------|------|-------|------|
| | Freq. | Pct. | Freq. | Pct. | Freq. | Pct. | Freq. | Pct. |
| 01 Yes | 175 | 73 | 393 | 72 | 1 | 100 | 569 | 72.1 |
| 02 No | 66 | 27 | 154 | 28 | 0 | 0 | 220 | 27.9 |
| Valid responses = | 241 | 31 | 547 | 69 | 1 | 0 | 789 | 99.0 |

Invalid responses include no response or multiple responses.



Furman University (online) (2009 Other)

SIUC/Core Institute
1225 Douglas Drive
(618) 453-4366
Carbondale, IL 62901

Consortium Number =
Institution Number = 6617
Number of Surveys = 797

27b. Do you believe that alcohol has any of the following effects

b. Enhances social activity

| | Male | | Female | | Unknown | | Total | | |
|-------------------|-------|------|--------|------|---------|------|-------|------|--|
| | Freq. | Pct. | Freq. | Pct. | Freq. | Pct. | Freq. | Pct. | |
| 01 Yes | 175 | 73 | 349 | 64 | 1 | 100 | 525 | 66.5 | |
| 02 No | 65 | 27 | 199 | 36 | 0 | 0 | 264 | 33.5 | |
| Valid responses = | 240 | 30 | 548 | 69 | 1 | 0 | 789 | 99.0 | |

Invalid responses include no response or multiple responses.

27c. Do you believe that alcohol has any of the following effects

c. Makes it easier to deal with stress

| | Male | | Female | | Unknown | | Total | | |
|-------------------|-------|------|--------|------|---------|------|-------|------|--|
| | Freq. | Pct. | Freq. | Pct. | Freq. | Pct. | Freq. | Pct. | |
| 01 Yes | 103 | 43 | 203 | 37 | 0 | 0 | 306 | 39.0 | |
| 02 No | 137 | 57 | 340 | 63 | 1 | 100 | 478 | 61.0 | |
| Valid responses = | 240 | 31 | 543 | 69 | 1 | 0 | 784 | 98.4 | |

Invalid responses include no response or multiple responses.

27d. Do you believe that alcohol has any of the following effects

d. Facilitates a connection with peers

| | Male | | Female | | Unknown | | Total | | |
|-------------------|-------|------|--------|------|---------|------|-------|------|--|
| | Freq. | Pct. | Freq. | Pct. | Freq. | Pct. | Freq. | Pct. | |
| 01 Yes | 152 | 63 | 289 | 53 | 1 | 100 | 442 | 56.2 | |
| 02 No | 89 | 37 | 255 | 47 | 0 | 0 | 344 | 43.8 | |
| Valid responses = | 241 | 31 | 544 | 69 | 1 | 0 | 786 | 98.6 | |

Invalid responses include no response or multiple responses.

27e. Do you believe that alcohol has any of the following effects

e. Gives people something to talk about

| | Male | | Female | | Unknown | | Total | | |
|-------------------|-------|------|--------|------|---------|------|-------|------|--|
| | Freq. | Pct. | Freq. | Pct. | Freq. | Pct. | Freq. | Pct. | |
| 01 Yes | 163 | 68 | 364 | 67 | 1 | 100 | 528 | 66.9 | |
| 02 No | 78 | 32 | 183 | 33 | 0 | 0 | 261 | 33.1 | |
| Valid responses = | 241 | 31 | 547 | 69 | 1 | 0 | 789 | 99.0 | |

Invalid responses include no response or multiple responses.

27f. Do you believe that alcohol has any of the following effects

f. Facilitates male bonding

| | Male | | Female | | Unknown | | Total | | |
|-------------------|-------|------|--------|------|---------|------|-------|------|--|
| | Freq. | Pct. | Freq. | Pct. | Freq. | Pct. | Freq. | Pct. | |
| 01 Yes | 154 | 64 | 302 | 55 | 1 | 100 | 457 | 58.0 | |
| 02 No | 86 | 36 | 245 | 45 | 0 | 0 | 331 | 42.0 | |
| Valid responses = | 240 | 30 | 547 | 69 | 1 | 0 | 788 | 98.9 | |

Invalid responses include no response or multiple responses.

27g. Do you believe that alcohol has any of the following effects

g. Facilitates female bonding

| | Male | | Female | | Unknown | | Total | | |
|-------------------|-------|------|--------|------|---------|------|-------|------|--|
| | Freq. | Pct. | Freq. | Pct. | Freq. | Pct. | Freq. | Pct. | |
| 01 Yes | 124 | 52 | 228 | 42 | 0 | 0 | 352 | 44.7 | |
| 02 No | 115 | 48 | 319 | 58 | 1 | 100 | 435 | 55.3 | |
| Valid responses = | 239 | 30 | 547 | 70 | 1 | 0 | 787 | 98.7 | |

Invalid responses include no response or multiple responses.

Furman University (online) (2009 Other)

SIUC/Core Institute
1225 Douglas Drive
(618) 453-4366
Carbondale, IL 62901

Consortium Number =
Institution Number = 6617
Number of Surveys = 797

27h. Do you believe that alcohol has any of the following effects

h. Allows people to have more fun

| | Male | | Female | | Unknown | | Total | | |
|-------------------|-------|------|--------|------|---------|------|-------|------|--|
| | Freq. | Pct. | Freq. | Pct. | Freq. | Pct. | Freq. | Pct. | |
| 01 Yes | 151 | 63 | 271 | 49 | 1 | 100 | 423 | 53.6 | |
| 02 No | 89 | 37 | 277 | 51 | 0 | 0 | 366 | 46.4 | |
| Valid responses = | 240 | 30 | 548 | 69 | 1 | 0 | 789 | 99.0 | |

Invalid responses include no response or multiple responses.

27i. Do you believe that alcohol has any of the following effects

i. Gives people something to do

| | Male | | Female | | Unknown | | Total | | |
|-------------------|-------|------|--------|------|---------|------|-------|------|--|
| | Freq. | Pct. | Freq. | Pct. | Freq. | Pct. | Freq. | Pct. | |
| 01 Yes | 185 | 77 | 399 | 73 | 1 | 100 | 585 | 74.1 | |
| 02 No | 56 | 23 | 149 | 27 | 0 | 0 | 205 | 25.9 | |
| Valid responses = | 241 | 31 | 548 | 69 | 1 | 0 | 790 | 99.1 | |

Invalid responses include no response or multiple responses.

27j. Do you believe that alcohol has any of the following effects

j. Makes food taste better

| | Male | | Female | | Unknown | | Total | | |
|-------------------|-------|------|--------|------|---------|------|-------|------|--|
| | Freq. | Pct. | Freq. | Pct. | Freq. | Pct. | Freq. | Pct. | |
| 01 Yes | 66 | 28 | 98 | 18 | 0 | 0 | 164 | 20.8 | |
| 02 No | 174 | 73 | 449 | 82 | 1 | 100 | 624 | 79.2 | |
| Valid responses = | 240 | 30 | 547 | 69 | 1 | 0 | 788 | 98.9 | |

Invalid responses include no response or multiple responses.

27k. Do you believe that alcohol has any of the following effects

k. Makes women sexier

| | Male | | Female | | Unknown | | Total | | |
|-------------------|-------|------|--------|------|---------|------|-------|------|--|
| | Freq. | Pct. | Freq. | Pct. | Freq. | Pct. | Freq. | Pct. | |
| 01 Yes | 78 | 32 | 67 | 12 | 0 | 0 | 145 | 18.4 | |
| 02 No | 163 | 68 | 479 | 88 | 1 | 100 | 643 | 81.6 | |
| Valid responses = | 241 | 31 | 546 | 69 | 1 | 0 | 788 | 98.9 | |

Invalid responses include no response or multiple responses.

27l. Do you believe that alcohol has any of the following effects

l. Makes men sexier

| | Male | | Female | | Unknown | | Total | | |
|-------------------|-------|------|--------|------|---------|------|-------|------|--|
| | Freq. | Pct. | Freq. | Pct. | Freq. | Pct. | Freq. | Pct. | |
| 01 Yes | 32 | 13 | 87 | 16 | 0 | 0 | 119 | 15.2 | |
| 02 No | 206 | 87 | 459 | 84 | 1 | 100 | 666 | 84.8 | |
| Valid responses = | 238 | 30 | 546 | 70 | 1 | 0 | 785 | 98.5 | |

Invalid responses include no response or multiple responses.

27m. Do you believe that alcohol has any of the following effects

m. Makes me sexier

| | Male | | Female | | Unknown | | Total | | |
|-------------------|-------|------|--------|------|---------|------|-------|------|--|
| | Freq. | Pct. | Freq. | Pct. | Freq. | Pct. | Freq. | Pct. | |
| 01 Yes | 42 | 17 | 60 | 11 | 0 | 0 | 102 | 13.0 | |
| 02 No | 199 | 83 | 483 | 89 | 1 | 100 | 683 | 87.0 | |
| Valid responses = | 241 | 31 | 543 | 69 | 1 | 0 | 785 | 98.5 | |

Invalid responses include no response or multiple responses.

Furman University (online) (2009 Other)

SIUC/Core Institute
1225 Douglas Drive
(618) 453-4366
Carbondale, IL 62901

Consortium Number =
Institution Number = 6617
Number of Surveys = 797

27n. Do you believe that alcohol has any of the following effects

n. Facilitates sexual opportunities

| | Male | | Female | | Unknown | | Total | | |
|-------------------|-------|------|--------|------|---------|------|-------|------|--|
| | Freq. | Pct. | Freq. | Pct. | Freq. | Pct. | Freq. | Pct. | |
| 01 Yes | 116 | 48 | 234 | 43 | 1 | 100 | 351 | 44.5 | |
| 02 No | 125 | 52 | 313 | 57 | 0 | 0 | 438 | 55.5 | |
| Valid responses = | 241 | 31 | 547 | 69 | 1 | 0 | 789 | 99.0 | |

Invalid responses include no response or multiple responses.

28a. On this campus, drinking is a central part in the social life of the following groups

a. Male students

| | Male | | Female | | Unknown | | Total | | |
|-------------------|-------|------|--------|------|---------|------|-------|------|--|
| | Freq. | Pct. | Freq. | Pct. | Freq. | Pct. | Freq. | Pct. | |
| 01 Yes | 181 | 76 | 424 | 77 | 1 | 100 | 606 | 76.9 | |
| 02 No | 58 | 24 | 124 | 23 | 0 | 0 | 182 | 23.1 | |
| Valid responses = | 239 | 30 | 548 | 70 | 1 | 0 | 788 | 98.9 | |

Invalid responses include no response or multiple responses.

28b. On this campus, drinking is a central part in the social life of the following groups

b. Female students

| | Male | | Female | | Unknown | | Total | | |
|-------------------|-------|------|--------|------|---------|------|-------|------|--|
| | Freq. | Pct. | Freq. | Pct. | Freq. | Pct. | Freq. | Pct. | |
| 01 Yes | 147 | 62 | 317 | 58 | 1 | 100 | 465 | 59.4 | |
| 02 No | 91 | 38 | 227 | 42 | 0 | 0 | 318 | 40.6 | |
| Valid responses = | 238 | 30 | 544 | 69 | 1 | 0 | 783 | 98.2 | |

Invalid responses include no response or multiple responses.

28c. On this campus, drinking is a central part in the social life of the following groups

c. Faculty/staff

| | Male | | Female | | Unknown | | Total | | |
|-------------------|-------|------|--------|------|---------|------|-------|------|--|
| | Freq. | Pct. | Freq. | Pct. | Freq. | Pct. | Freq. | Pct. | |
| 01 Yes | 45 | 19 | 75 | 14 | 0 | 0 | 120 | 15.4 | |
| 02 No | 193 | 81 | 466 | 86 | 1 | 100 | 660 | 84.6 | |
| Valid responses = | 238 | 31 | 541 | 69 | 1 | 0 | 780 | 97.9 | |

Invalid responses include no response or multiple responses.

28d. On this campus, drinking is a central part in the social life of the following groups

d. Alumni

| | Male | | Female | | Unknown | | Total | | |
|-------------------|-------|------|--------|------|---------|------|-------|------|--|
| | Freq. | Pct. | Freq. | Pct. | Freq. | Pct. | Freq. | Pct. | |
| 01 Yes | 90 | 38 | 156 | 29 | 0 | 0 | 246 | 31.7 | |
| 02 No | 145 | 62 | 384 | 71 | 1 | 100 | 530 | 68.3 | |
| Valid responses = | 235 | 30 | 540 | 70 | 1 | 0 | 776 | 97.4 | |

Invalid responses include no response or multiple responses.

28e. On this campus, drinking is a central part in the social life of the following groups

e. Athletes

| | Male | | Female | | Unknown | | Total | | |
|-------------------|-------|------|--------|------|---------|------|-------|------|--|
| | Freq. | Pct. | Freq. | Pct. | Freq. | Pct. | Freq. | Pct. | |
| 01 Yes | 175 | 73 | 379 | 70 | 1 | 100 | 555 | 70.7 | |
| 02 No | 65 | 27 | 165 | 30 | 0 | 0 | 230 | 29.3 | |
| Valid responses = | 240 | 31 | 544 | 69 | 1 | 0 | 785 | 98.5 | |

Invalid responses include no response or multiple responses.

Furman University (online) (2009 Other)

SIUC/Core Institute
1225 Douglas Drive
(618) 453-4366
Carbondale, IL 62901

Consortium Number =
Institution Number = 6617
Number of Surveys = 797

28f. On this campus, drinking is a central part in the social life of the following groups

f. Fraternities

| | Male | | Female | | Unknown | | Total | | |
|-------------------|-------|------|--------|------|---------|------|-------|------|--|
| | Freq. | Pct. | Freq. | Pct. | Freq. | Pct. | Freq. | Pct. | |
| 01 Yes | 222 | 92 | 515 | 94 | 1 | 100 | 738 | 93.4 | |
| 02 No | 19 | 8 | 33 | 6 | 0 | 0 | 52 | 6.6 | |
| Valid responses = | 241 | 31 | 548 | 69 | 1 | 0 | 790 | 99.1 | |

Invalid responses include no response or multiple responses.

28g. On this campus, drinking is a central part in the social life of the following groups

g. Sororities

| | Male | | Female | | Unknown | | Total | | |
|-------------------|-------|------|--------|------|---------|------|-------|------|--|
| | Freq. | Pct. | Freq. | Pct. | Freq. | Pct. | Freq. | Pct. | |
| 01 Yes | 183 | 77 | 356 | 65 | 1 | 100 | 540 | 68.5 | |
| 02 No | 55 | 23 | 193 | 35 | 0 | 0 | 248 | 31.5 | |
| Valid responses = | 238 | 30 | 549 | 70 | 1 | 0 | 788 | 98.9 | |

Invalid responses include no response or multiple responses.

29a. Campus environment

a. Does the social atmosphere on this campus promote alcohol use

| | Male | | Female | | Unknown | | Total | | |
|-------------------|-------|------|--------|------|---------|------|-------|------|--|
| | Freq. | Pct. | Freq. | Pct. | Freq. | Pct. | Freq. | Pct. | |
| 01 Yes | 129 | 53 | 224 | 41 | 1 | 100 | 354 | 44.7 | |
| 02 No | 113 | 47 | 325 | 59 | 0 | 0 | 438 | 55.3 | |
| Valid responses = | 242 | 31 | 549 | 69 | 1 | 0 | 792 | 99.4 | |

Invalid responses include no response or multiple responses.

29b. Campus environment

b. Does the social atmosphere promote other drug use

| | Male | | Female | | Unknown | | Total | | |
|-------------------|-------|------|--------|------|---------|------|-------|------|--|
| | Freq. | Pct. | Freq. | Pct. | Freq. | Pct. | Freq. | Pct. | |
| 01 Yes | 15 | 6 | 24 | 4 | 0 | 0 | 39 | 4.9 | |
| 02 No | 227 | 94 | 526 | 96 | 1 | 100 | 754 | 95.1 | |
| Valid responses = | 242 | 31 | 550 | 69 | 1 | 0 | 793 | 99.5 | |

Invalid responses include no response or multiple responses.

29c. Campus environment

c. Do you feel safe on this campus

| | Male | | Female | | Unknown | | Total | | |
|-------------------|-------|------|--------|------|---------|------|-------|------|--|
| | Freq. | Pct. | Freq. | Pct. | Freq. | Pct. | Freq. | Pct. | |
| 01 Yes | 233 | 96 | 539 | 98 | 1 | 100 | 773 | 97.4 | |
| 02 No | 9 | 4 | 12 | 2 | 0 | 0 | 21 | 2.6 | |
| Valid responses = | 242 | 30 | 551 | 69 | 1 | 0 | 794 | 99.6 | |

Invalid responses include no response or multiple responses.

30. Compared to other campuses with which you are familiar, this campus' use of alcohol is

| | Male | | Female | | Unknown | | Total | | |
|-------------------|-------|------|--------|------|---------|------|-------|------|--|
| | Freq. | Pct. | Freq. | Pct. | Freq. | Pct. | Freq. | Pct. | |
| 01 Higher | 9 | 4 | 9 | 2 | 0 | 0 | 18 | 2.3 | |
| 02 Lower | 156 | 65 | 396 | 72 | 1 | 100 | 553 | 69.9 | |
| 03 About the same | 75 | 31 | 145 | 26 | 0 | 0 | 220 | 27.8 | |
| Valid responses = | 240 | 30 | 550 | 70 | 1 | 0 | 791 | 99.2 | |

Invalid responses include no response or multiple responses.

Furman University (online) (2009 Other)

SIUC/Core Institute
1225 Douglas Drive
(618) 453-4366
Carbondale, IL 62901

Consortium Number =
Institution Number = 6617
Number of Surveys = 797

31a. Housing preferences

a. If you live in university housing, do you live in a designated alcohol-free/drug-free residence hall

| | Male | | Female | | Unknown | | Total | | |
|-------------------|-------|------|--------|------|---------|------|-------|------|--|
| | Freq. | Pct. | Freq. | Pct. | Freq. | Pct. | Freq. | Pct. | |
| 01 Yes | 187 | 81 | 400 | 75 | 1 | 100 | 588 | 76.5 | |
| 02 No | 45 | 19 | 136 | 25 | 0 | 0 | 181 | 23.5 | |
| Valid responses = | 232 | 30 | 536 | 70 | 1 | 0 | 769 | 96.5 | |

Invalid responses include no response or multiple responses.

31b. Housing preferences

b. If no, would you like to live in such a residence hall unit if it were available

| | Male | | Female | | Unknown | | Total | | |
|-------------------|-------|------|--------|------|---------|------|-------|------|--|
| | Freq. | Pct. | Freq. | Pct. | Freq. | Pct. | Freq. | Pct. | |
| 01 Yes | 8 | 18 | 31 | 23 | 0 | 0 | 39 | 21.8 | |
| 02 No | 36 | 82 | 104 | 77 | 0 | 0 | 140 | 78.2 | |
| Valid responses = | 44 | 25 | 135 | 75 | 0 | 0 | 179 | 22.5 | |

Invalid responses include no response or multiple responses.

32a. To what extent do students on this campus care about the following issues

a. Alcohol and other drug use

| | Male | | Female | | Unknown | | Total | | |
|-------------------|-------|------|--------|------|---------|------|-------|------|--|
| | Freq. | Pct. | Freq. | Pct. | Freq. | Pct. | Freq. | Pct. | |
| 01 Not at all | 36 | 15 | 42 | 8 | 0 | 0 | 78 | 9.9 | |
| 02 Slightly | 91 | 38 | 205 | 37 | 0 | 0 | 296 | 37.4 | |
| 03 Somewhat | 95 | 40 | 266 | 48 | 1 | 100 | 362 | 45.8 | |
| 04 Very much | 18 | 8 | 37 | 7 | 0 | 0 | 55 | 7.0 | |
| Valid responses = | 240 | 30 | 550 | 70 | 1 | 0 | 791 | 99.2 | |

Invalid responses include no response or multiple responses.

32b. To what extent do students on this campus care about the following issues

b. Campus vandalism

| | Male | | Female | | Unknown | | Total | | |
|-------------------|-------|------|--------|------|---------|------|-------|------|--|
| | Freq. | Pct. | Freq. | Pct. | Freq. | Pct. | Freq. | Pct. | |
| 01 Not at all | 29 | 12 | 64 | 12 | 0 | 0 | 93 | 11.8 | |
| 02 Slightly | 69 | 29 | 159 | 29 | 0 | 0 | 228 | 28.8 | |
| 03 Somewhat | 84 | 35 | 218 | 40 | 0 | 0 | 302 | 38.2 | |
| 04 Very much | 58 | 24 | 109 | 20 | 1 | 100 | 168 | 21.2 | |
| Valid responses = | 240 | 30 | 550 | 70 | 1 | 0 | 791 | 99.2 | |

Invalid responses include no response or multiple responses.

32c. To what extent do students on this campus care about the following issues

c. Sexual assault

| | Male | | Female | | Unknown | | Total | | |
|-------------------|-------|------|--------|------|---------|------|-------|------|--|
| | Freq. | Pct. | Freq. | Pct. | Freq. | Pct. | Freq. | Pct. | |
| 01 Not at all | 11 | 5 | 17 | 3 | 0 | 0 | 28 | 3.6 | |
| 02 Slightly | 18 | 8 | 39 | 7 | 0 | 0 | 57 | 7.2 | |
| 03 Somewhat | 50 | 21 | 120 | 22 | 0 | 0 | 170 | 21.6 | |
| 04 Very much | 160 | 67 | 371 | 68 | 1 | 100 | 532 | 67.6 | |
| Valid responses = | 239 | 30 | 547 | 70 | 1 | 0 | 787 | 98.7 | |

Invalid responses include no response or multiple responses.

Furman University (online) (2009 Other)

SIUC/Core Institute
1225 Douglas Drive
(618) 453-4366
Carbondale, IL 62901

Consortium Number =
Institution Number = 6617
Number of Surveys = 797

32d. To what extent do students on this campus care about the following issues

d. Assaults that are non-sexual

| | Male | | Female | | Unknown | | Total | |
|-------------------|-------|------|--------|------|---------|------|-------|------|
| | Freq. | Pct. | Freq. | Pct. | Freq. | Pct. | Freq. | Pct. |
| 01 Not at all | 16 | 7 | 31 | 6 | 0 | 0 | 47 | 6.0 |
| 02 Slightly | 33 | 14 | 83 | 15 | 0 | 0 | 116 | 14.7 |
| 03 Somewhat | 86 | 36 | 191 | 35 | 0 | 0 | 277 | 35.1 |
| 04 Very much | 103 | 43 | 245 | 45 | 1 | 100 | 349 | 44.2 |
| Valid responses = | 238 | 30 | 550 | 70 | 1 | 0 | 789 | 99.0 |

Invalid responses include no response or multiple responses.

32e. To what extent do students on this campus care about the following issues

e. Harassment because of gender

| | Male | | Female | | Unknown | | Total | |
|-------------------|-------|------|--------|------|---------|------|-------|------|
| | Freq. | Pct. | Freq. | Pct. | Freq. | Pct. | Freq. | Pct. |
| 01 Not at all | 25 | 10 | 54 | 10 | 0 | 0 | 79 | 10.0 |
| 02 Slightly | 45 | 19 | 118 | 21 | 0 | 0 | 163 | 20.6 |
| 03 Somewhat | 90 | 38 | 188 | 34 | 0 | 0 | 278 | 35.2 |
| 04 Very much | 79 | 33 | 190 | 35 | 1 | 100 | 270 | 34.2 |
| Valid responses = | 239 | 30 | 550 | 70 | 1 | 0 | 790 | 99.1 |

Invalid responses include no response or multiple responses.

32f. To what extent do students on this campus care about the following issues

f. Harassment because of sexual orientation

| | Male | | Female | | Unknown | | Total | |
|-------------------|-------|------|--------|------|---------|------|-------|------|
| | Freq. | Pct. | Freq. | Pct. | Freq. | Pct. | Freq. | Pct. |
| 01 Not at all | 20 | 8 | 51 | 9 | 0 | 0 | 71 | 9.0 |
| 02 Slightly | 55 | 23 | 153 | 28 | 0 | 0 | 208 | 26.3 |
| 03 Somewhat | 96 | 40 | 206 | 38 | 1 | 100 | 303 | 38.4 |
| 04 Very much | 69 | 29 | 139 | 25 | 0 | 0 | 208 | 26.3 |
| Valid responses = | 240 | 30 | 549 | 69 | 1 | 0 | 790 | 99.1 |

Invalid responses include no response or multiple responses.

32g. To what extent do students on this campus care about the following issues

g. Harassment because of race or ethnicity

| | Male | | Female | | Unknown | | Total | |
|-------------------|-------|------|--------|------|---------|------|-------|------|
| | Freq. | Pct. | Freq. | Pct. | Freq. | Pct. | Freq. | Pct. |
| 01 Not at all | 15 | 6 | 40 | 7 | 0 | 0 | 55 | 7.0 |
| 02 Slightly | 33 | 14 | 95 | 17 | 0 | 0 | 128 | 16.2 |
| 03 Somewhat | 82 | 34 | 180 | 33 | 0 | 0 | 262 | 33.2 |
| 04 Very much | 110 | 46 | 234 | 43 | 1 | 100 | 345 | 43.7 |
| Valid responses = | 240 | 30 | 549 | 69 | 1 | 0 | 790 | 99.1 |

Invalid responses include no response or multiple responses.

32h. To what extent do students on this campus care about the following issues

h. harassment because of religion

| | Male | | Female | | Unknown | | Total | |
|-------------------|-------|------|--------|------|---------|------|-------|------|
| | Freq. | Pct. | Freq. | Pct. | Freq. | Pct. | Freq. | Pct. |
| 01 Not at all | 28 | 12 | 66 | 12 | 0 | 0 | 94 | 11.9 |
| 02 Slightly | 60 | 25 | 115 | 21 | 0 | 0 | 175 | 22.2 |
| 03 Somewhat | 69 | 29 | 183 | 33 | 0 | 0 | 252 | 31.9 |
| 04 Very much | 83 | 35 | 185 | 34 | 1 | 100 | 269 | 34.1 |
| Valid responses = | 240 | 30 | 549 | 69 | 1 | 0 | 790 | 99.1 |

Invalid responses include no response or multiple responses.

Furman University (online) (2009 Other)

SIUC/Core Institute
1225 Douglas Drive
(618) 453-4366
Carbondale, IL 62901

Consortium Number =
Institution Number = 6617
Number of Surveys = 797

33. To what extent has your alcohol use changed within the last 12 months

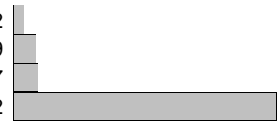
| | Male | | Female | | Unknown | | Total | |
|------------------------|-------|------|--------|------|---------|------|-------|------|
| | Freq. | Pct. | Freq. | Pct. | Freq. | Pct. | Freq. | Pct. |
| 01 Increased | 55 | 23 | 107 | 19 | 0 | 0 | 162 | 20.5 |
| 02 About the same | 88 | 37 | 179 | 33 | 1 | 100 | 268 | 33.9 |
| 03 Decreased | 41 | 17 | 86 | 16 | 0 | 0 | 127 | 16.1 |
| 04 Did not use alcohol | 57 | 24 | 177 | 32 | 0 | 0 | 234 | 29.6 |
| Valid responses = | 241 | 30 | 549 | 69 | 1 | 0 | 791 | 99.2 |



Invalid responses include no response or multiple responses.

34. To what extent has your illegal drug use changed within the last 12 months

| | Male | | Female | | Unknown | | Total | |
|----------------------|-------|------|--------|------|---------|------|-------|------|
| | Freq. | Pct. | Freq. | Pct. | Freq. | Pct. | Freq. | Pct. |
| 01 Increased | 14 | 6 | 11 | 2 | 0 | 0 | 25 | 3.2 |
| 02 About the same | 22 | 9 | 32 | 6 | 0 | 0 | 54 | 6.9 |
| 03 Decreased | 23 | 10 | 37 | 7 | 0 | 0 | 60 | 7.7 |
| 04 Did not use drugs | 180 | 75 | 461 | 85 | 1 | 100 | 642 | 82.2 |
| Valid responses = | 239 | 31 | 541 | 69 | 1 | 0 | 781 | 98.0 |

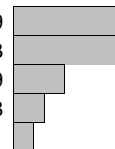


Invalid responses include no response or multiple responses.

35a. How much do you think people risk harming themselves (physically or in other ways) if they...

a. Try marijuana once or twice

| | Male | | Female | | Unknown | | Total | |
|-------------------|-------|------|--------|------|---------|------|-------|------|
| | Freq. | Pct. | Freq. | Pct. | Freq. | Pct. | Freq. | Pct. |
| 01 No risk | 121 | 50 | 146 | 27 | 0 | 0 | 267 | 33.9 |
| 02 Slight risk | 59 | 25 | 211 | 39 | 0 | 0 | 270 | 34.3 |
| 03 Moderate risk | 30 | 13 | 94 | 17 | 1 | 100 | 125 | 15.9 |
| 04 Great risk | 21 | 9 | 56 | 10 | 0 | 0 | 77 | 9.8 |
| 05 Can't say | 9 | 4 | 39 | 7 | 0 | 0 | 48 | 6.1 |
| Valid responses = | 240 | 30 | 546 | 69 | 1 | 0 | 787 | 98.7 |




Invalid responses include no response or multiple responses.

35b. How much do you think people risk harming themselves (physically or in other ways) if they...

b. Smoke marijuana occasionally

| | Male | | Female | | Unknown | | Total | |
|-------------------|-------|------|--------|------|---------|------|-------|------|
| | Freq. | Pct. | Freq. | Pct. | Freq. | Pct. | Freq. | Pct. |
| 01 No risk | 62 | 26 | 60 | 11 | 0 | 0 | 122 | 15.5 |
| 02 Slight risk | 68 | 28 | 139 | 25 | 0 | 0 | 207 | 26.3 |
| 03 Moderate risk | 66 | 28 | 192 | 35 | 0 | 0 | 258 | 32.8 |
| 04 Great risk | 35 | 15 | 126 | 23 | 1 | 100 | 162 | 20.6 |
| 05 Can't say | 9 | 4 | 29 | 5 | 0 | 0 | 38 | 4.8 |
| Valid responses = | 240 | 30 | 546 | 69 | 1 | 0 | 787 | 98.7 |

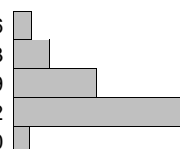


Invalid responses include no response or multiple responses.

35c. How much do you think people risk harming themselves (physically or in other ways) if they...

c. Smoke marijuana regularly

| | Male | | Female | | Unknown | | Total | |
|-------------------|-------|------|--------|------|---------|------|-------|------|
| | Freq. | Pct. | Freq. | Pct. | Freq. | Pct. | Freq. | Pct. |
| 01 No risk | 23 | 10 | 21 | 4 | 0 | 0 | 44 | 5.6 |
| 02 Slight risk | 44 | 18 | 44 | 8 | 0 | 0 | 88 | 11.3 |
| 03 Moderate risk | 58 | 24 | 144 | 27 | 0 | 0 | 202 | 25.9 |
| 04 Great risk | 104 | 43 | 303 | 56 | 1 | 100 | 408 | 52.2 |
| 05 Can't say | 11 | 5 | 28 | 5 | 0 | 0 | 39 | 5.0 |
| Valid responses = | 240 | 31 | 540 | 69 | 1 | 0 | 781 | 98.0 |



Invalid responses include no response or multiple responses.

35d. How much do you think people risk harming themselves (physically or in other ways) if they...

d. Try cocaine once or twice

| | Male | | Female | | Unknown | | Total | |
|-------------------|-------|------|--------|------|---------|------|-------|------|
| | Freq. | Pct. | Freq. | Pct. | Freq. | Pct. | Freq. | Pct. |
| 01 No risk | 11 | 5 | 12 | 2 | 0 | 0 | 23 | 2.9 |
| 02 Slight risk | 38 | 16 | 74 | 14 | 0 | 0 | 112 | 14.3 |
| 03 Moderate risk | 55 | 23 | 123 | 23 | 0 | 0 | 178 | 22.7 |
| 04 Great risk | 123 | 51 | 301 | 55 | 1 | 100 | 425 | 54.1 |
| 05 Can't say | 13 | 5 | 34 | 6 | 0 | 0 | 47 | 6.0 |
| Valid responses = | 240 | 31 | 544 | 69 | 1 | 0 | 785 | 98.5 |

Invalid responses include no response or multiple responses.

35e. How much do you think people risk harming themselves (physically or in other ways) if they...

e. Take cocaine regularly

| | Male | | Female | | Unknown | | Total | |
|-------------------|-------|------|--------|------|---------|------|-------|------|
| | Freq. | Pct. | Freq. | Pct. | Freq. | Pct. | Freq. | Pct. |
| 01 No risk | 2 | 1 | 2 | 0 | 0 | 0 | 4 | 0.5 |
| 02 Slight risk | 3 | 1 | 4 | 1 | 0 | 0 | 7 | 0.9 |
| 03 Moderate risk | 16 | 7 | 20 | 4 | 0 | 0 | 36 | 4.6 |
| 04 Great risk | 204 | 86 | 497 | 91 | 1 | 100 | 702 | 89.3 |
| 05 Can't say | 13 | 5 | 24 | 4 | 0 | 0 | 37 | 4.7 |
| Valid responses = | 238 | 30 | 547 | 70 | 1 | 0 | 786 | 98.6 |

Invalid responses include no response or multiple responses.

35f. How much do you think people risk harming themselves (physically or in other ways) if they...

f. Try LSD once or twice

| | Male | | Female | | Unknown | | Total | |
|-------------------|-------|------|--------|------|---------|------|-------|------|
| | Freq. | Pct. | Freq. | Pct. | Freq. | Pct. | Freq. | Pct. |
| 01 No risk | 14 | 6 | 11 | 2 | 0 | 0 | 25 | 3.2 |
| 02 Slight risk | 20 | 8 | 45 | 8 | 0 | 0 | 65 | 8.3 |
| 03 Moderate risk | 59 | 25 | 103 | 19 | 0 | 0 | 162 | 20.7 |
| 04 Great risk | 130 | 54 | 342 | 63 | 1 | 100 | 473 | 60.4 |
| 05 Can't say | 16 | 7 | 42 | 8 | 0 | 0 | 58 | 7.4 |
| Valid responses = | 239 | 31 | 543 | 69 | 1 | 0 | 783 | 98.2 |

Invalid responses include no response or multiple responses.

35g. How much do you think people risk harming themselves (physically or in other ways) if they...

g. Take LSD regularly

| | Male | | Female | | Unknown | | Total | |
|-------------------|-------|------|--------|------|---------|------|-------|------|
| | Freq. | Pct. | Freq. | Pct. | Freq. | Pct. | Freq. | Pct. |
| 01 No risk | 7 | 3 | 1 | 0 | 0 | 0 | 8 | 1.0 |
| 02 Slight risk | 5 | 2 | 8 | 1 | 0 | 0 | 13 | 1.7 |
| 03 Moderate risk | 17 | 7 | 23 | 4 | 0 | 0 | 40 | 5.1 |
| 04 Great risk | 197 | 82 | 478 | 88 | 1 | 100 | 676 | 86.2 |
| 05 Can't say | 14 | 6 | 33 | 6 | 0 | 0 | 47 | 6.0 |
| Valid responses = | 240 | 31 | 543 | 69 | 1 | 0 | 784 | 98.4 |

Invalid responses include no response or multiple responses.

Furman University (online) (2009 Other)

SIUC/Core Institute
1225 Douglas Drive
(618) 453-4366
Carbondale, IL 62901

Consortium Number =
Institution Number = 6617
Number of Surveys = 797

35h. How much do you think people risk harming themselves (physically or in other ways) if they...

h. Try amphetamines once or twice

| | Male | | Female | | Unknown | | Total | |
|-------------------|-------|------|--------|------|---------|------|-------|------|
| | Freq. | Pct. | Freq. | Pct. | Freq. | Pct. | Freq. | Pct. |
| 01 No risk | 7 | 3 | 11 | 2 | 0 | 0 | 18 | 2.3 |
| 02 Slight risk | 27 | 11 | 54 | 10 | 0 | 0 | 81 | 10.5 |
| 03 Moderate risk | 56 | 24 | 128 | 24 | 0 | 0 | 184 | 23.7 |
| 04 Great risk | 126 | 53 | 299 | 56 | 1 | 100 | 426 | 55.0 |
| 05 Can't say | 22 | 9 | 44 | 8 | 0 | 0 | 66 | 8.5 |
| Valid responses = | 238 | 31 | 536 | 69 | 1 | 0 | 775 | 97.2 |

Invalid responses include no response or multiple responses.

35i. How much do you think people risk harming themselves (physically or in other ways) if they...

i. Take amphetamines regularly

| | Male | | Female | | Unknown | | Total | |
|-------------------|-------|------|--------|------|---------|------|-------|------|
| | Freq. | Pct. | Freq. | Pct. | Freq. | Pct. | Freq. | Pct. |
| 01 No risk | 2 | 1 | 1 | 0 | 0 | 0 | 3 | 0.4 |
| 02 Slight risk | 5 | 2 | 8 | 1 | 0 | 0 | 13 | 1.7 |
| 03 Moderate risk | 22 | 9 | 32 | 6 | 0 | 0 | 54 | 6.9 |
| 04 Great risk | 188 | 79 | 464 | 86 | 1 | 100 | 653 | 83.5 |
| 05 Can't say | 22 | 9 | 37 | 7 | 0 | 0 | 59 | 7.5 |
| Valid responses = | 239 | 31 | 542 | 69 | 1 | 0 | 782 | 98.1 |

Invalid responses include no response or multiple responses.

35j. How much do you think people risk harming themselves (physically or in other ways) if they...

j. Take one or two drinks of an alcoholic beverage (beer, wine, liquor) nearly every day

| | Male | | Female | | Unknown | | Total | |
|-------------------|-------|------|--------|------|---------|------|-------|------|
| | Freq. | Pct. | Freq. | Pct. | Freq. | Pct. | Freq. | Pct. |
| 01 No risk | 51 | 21 | 39 | 7 | 0 | 0 | 90 | 11.5 |
| 02 Slight risk | 89 | 37 | 138 | 26 | 0 | 0 | 227 | 29.0 |
| 03 Moderate risk | 64 | 27 | 230 | 43 | 1 | 100 | 295 | 37.7 |
| 04 Great risk | 28 | 12 | 119 | 22 | 0 | 0 | 147 | 18.8 |
| 05 Can't say | 8 | 3 | 15 | 3 | 0 | 0 | 23 | 2.9 |
| Valid responses = | 240 | 31 | 541 | 69 | 1 | 0 | 782 | 98.1 |

Invalid responses include no response or multiple responses.

35k. How much do you think people risk harming themselves (physically or in other ways) if they...

k. Take four or five drinks nearly every day

| | Male | | Female | | Unknown | | Total | |
|-------------------|-------|------|--------|------|---------|------|-------|------|
| | Freq. | Pct. | Freq. | Pct. | Freq. | Pct. | Freq. | Pct. |
| 01 No risk | 6 | 3 | 1 | 0 | 0 | 0 | 7 | 0.9 |
| 02 Slight risk | 26 | 11 | 11 | 2 | 0 | 0 | 37 | 4.8 |
| 03 Moderate risk | 59 | 25 | 95 | 18 | 0 | 0 | 154 | 19.8 |
| 04 Great risk | 140 | 59 | 418 | 78 | 1 | 100 | 559 | 71.9 |
| 05 Can't say | 7 | 3 | 13 | 2 | 0 | 0 | 20 | 2.6 |
| Valid responses = | 238 | 31 | 538 | 69 | 1 | 0 | 777 | 97.5 |

Invalid responses include no response or multiple responses.

35l. How much do you think people risk harming themselves (physically or in other ways) if they...

I. Have five or more drinks in one sitting

| | Male | | Female | | Unknown | | Total | | |
|-------------------|-------|------|--------|------|---------|------|-------|------|--|
| | Freq. | Pct. | Freq. | Pct. | Freq. | Pct. | Freq. | Pct. | |
| 01 No risk | 9 | 4 | 4 | 1 | 0 | 0 | 13 | 1.7 | |
| 02 Slight risk | 45 | 19 | 49 | 9 | 0 | 0 | 94 | 11.9 | |
| 03 Moderate risk | 83 | 35 | 125 | 23 | 0 | 0 | 208 | 26.4 | |
| 04 Great risk | 94 | 39 | 350 | 64 | 1 | 100 | 445 | 56.5 | |
| 05 Can't say | 9 | 4 | 18 | 3 | 0 | 0 | 27 | 3.4 | |
| Valid responses = | 240 | 30 | 546 | 69 | 1 | 0 | 787 | 98.7 | |

Invalid responses include no response or multiple responses.

35m. How much do you think people risk harming themselves (physically or in other ways) if they...

m. Take steroids for body building or improved athletic performance

| | Male | | Female | | Unknown | | Total | | |
|-------------------|-------|------|--------|------|---------|------|-------|------|--|
| | Freq. | Pct. | Freq. | Pct. | Freq. | Pct. | Freq. | Pct. | |
| 01 No risk | 1 | 0 | 4 | 1 | 0 | 0 | 5 | 0.6 | |
| 02 Slight risk | 16 | 7 | 27 | 5 | 0 | 0 | 43 | 5.5 | |
| 03 Moderate risk | 64 | 27 | 138 | 26 | 0 | 0 | 202 | 25.9 | |
| 04 Great risk | 135 | 56 | 318 | 59 | 1 | 100 | 454 | 58.1 | |
| 05 Can't say | 23 | 10 | 54 | 10 | 0 | 0 | 77 | 9.9 | |
| Valid responses = | 239 | 31 | 541 | 69 | 1 | 0 | 781 | 98.0 | |

Invalid responses include no response or multiple responses.

35n. How much do you think people risk harming themselves (physically or in other ways) if they...

n. Consume alcohol prior to being sexually active

| | Male | | Female | | Unknown | | Total | | |
|-------------------|-------|------|--------|------|---------|------|-------|------|--|
| | Freq. | Pct. | Freq. | Pct. | Freq. | Pct. | Freq. | Pct. | |
| 01 No risk | 17 | 7 | 10 | 2 | 0 | 0 | 27 | 3.4 | |
| 02 Slight risk | 50 | 21 | 61 | 11 | 0 | 0 | 111 | 14.2 | |
| 03 Moderate risk | 68 | 28 | 170 | 31 | 1 | 100 | 239 | 30.5 | |
| 04 Great risk | 90 | 38 | 270 | 50 | 0 | 0 | 360 | 46.0 | |
| 05 Can't say | 15 | 6 | 31 | 6 | 0 | 0 | 46 | 5.9 | |
| Valid responses = | 240 | 31 | 542 | 69 | 1 | 0 | 783 | 98.2 | |

Invalid responses include no response or multiple responses.

35o. How much do you think people risk harming themselves (physically or in other ways) if they...

o. Regularly engage in unprotected sexual activity with a single partner

| | Male | | Female | | Unknown | | Total | | |
|-------------------|-------|------|--------|------|---------|------|-------|------|--|
| | Freq. | Pct. | Freq. | Pct. | Freq. | Pct. | Freq. | Pct. | |
| 01 No risk | 17 | 7 | 7 | 1 | 0 | 0 | 24 | 3.1 | |
| 02 Slight risk | 51 | 21 | 65 | 12 | 0 | 0 | 116 | 14.8 | |
| 03 Moderate risk | 80 | 33 | 160 | 29 | 1 | 100 | 241 | 30.7 | |
| 04 Great risk | 78 | 33 | 289 | 53 | 0 | 0 | 367 | 46.8 | |
| 05 Can't say | 13 | 5 | 24 | 4 | 0 | 0 | 37 | 4.7 | |
| Valid responses = | 239 | 30 | 545 | 69 | 1 | 0 | 785 | 98.5 | |

Invalid responses include no response or multiple responses.

Furman University (online) (2009 Other)

SIUC/Core Institute
1225 Douglas Drive
(618) 453-4366
Carbondale, IL 62901

Consortium Number =
Institution Number = 6617
Number of Surveys = 797

35p. How much do you think people risk harming themselves (physically or in other ways) if they...

p. Regularly engage in unprotected sexual activity with multiple partners

| | Male | | Female | | Unknown | | Total | |
|-------------------|-------|------|--------|------|---------|------|-------|------|
| | Freq. | Pct. | Freq. | Pct. | Freq. | Pct. | Freq. | Pct. |
| 01 No risk | 1 | 0 | 1 | 0 | 0 | 0 | 2 | 0.3 |
| 02 Slight risk | 4 | 2 | 2 | 0 | 0 | 0 | 6 | 0.8 |
| 03 Moderate risk | 14 | 6 | 9 | 2 | 0 | 0 | 23 | 2.9 |
| 04 Great risk | 212 | 89 | 518 | 95 | 1 | 100 | 731 | 92.9 |
| 05 Can't say | 8 | 3 | 17 | 3 | 0 | 0 | 25 | 3.2 |
| Valid responses = | 239 | 30 | 547 | 70 | 1 | 0 | 787 | 98.7 |

Invalid responses include no response or multiple responses.

36a. Did you have sexual intercourse within the last year?

| | Male | | Female | | Unknown | | Total | |
|-------------------|-------|------|--------|------|---------|------|-------|------|
| | Freq. | Pct. | Freq. | Pct. | Freq. | Pct. | Freq. | Pct. |
| 01 Yes | 109 | 45 | 165 | 30 | 0 | 0 | 274 | 34.7 |
| 02 No | 131 | 55 | 383 | 70 | 1 | 100 | 515 | 65.3 |
| Valid responses = | 240 | 30 | 548 | 69 | 1 | 0 | 789 | 99.0 |

Invalid responses include no response or multiple responses.

36b. Did you drink alcohol the last time you had sexual intercourse?

| | Male | | Female | | Unknown | | Total | |
|-------------------|-------|------|--------|------|---------|------|-------|------|
| | Freq. | Pct. | Freq. | Pct. | Freq. | Pct. | Freq. | Pct. |
| 01 Yes | 22 | 20 | 23 | 14 | 0 | 0 | 45 | 16.5 |
| 02 No | 87 | 80 | 141 | 86 | 0 | 0 | 228 | 83.5 |
| Valid responses = | 109 | 40 | 164 | 60 | 0 | 0 | 273 | 34.3 |

Invalid responses include no response or multiple responses.

36c. Did you use other drugs the last time you had sexual intercourse?

| | Male | | Female | | Unknown | | Total | |
|-------------------|-------|------|--------|------|---------|------|-------|------|
| | Freq. | Pct. | Freq. | Pct. | Freq. | Pct. | Freq. | Pct. |
| 01 Yes | 4 | 4 | 4 | 2 | 0 | 0 | 8 | 2.9 |
| 02 No | 104 | 96 | 161 | 98 | 0 | 0 | 265 | 97.1 |
| Valid responses = | 108 | 40 | 165 | 60 | 0 | 0 | 273 | 34.3 |

Invalid responses include no response or multiple responses.

37a. During the past 30 days, to what extent have you engaged in any of the following behaviors?

a. Refused an offer of alcohol or other drugs

| | Male | | Female | | Unknown | | Total | |
|---------------------|-------|------|--------|------|---------|------|-------|------|
| | Freq. | Pct. | Freq. | Pct. | Freq. | Pct. | Freq. | Pct. |
| 01 Never | 75 | 31 | 184 | 34 | 0 | 0 | 259 | 32.8 |
| 02 Once | 36 | 15 | 129 | 24 | 1 | 100 | 166 | 21.0 |
| 03 Twice | 64 | 27 | 100 | 18 | 0 | 0 | 164 | 20.8 |
| 04 3-5 times | 49 | 20 | 114 | 21 | 0 | 0 | 163 | 20.7 |
| 05 6-9 times | 10 | 4 | 12 | 2 | 0 | 0 | 22 | 2.8 |
| 06 10 or more times | 6 | 3 | 9 | 2 | 0 | 0 | 15 | 1.9 |
| Valid responses = | 240 | 30 | 548 | 69 | 1 | 0 | 789 | 99.0 |

Invalid responses include no response or multiple responses.

37b. During the past 30 days, to what extent have you engaged in any of the following behaviors?

b. Bragged about your alcohol or other drug use

| | Male | | Female | | Unknown | | Total | | |
|---------------------|-------|------|--------|------|---------|------|-------|------|--|
| | Freq. | Pct. | Freq. | Pct. | Freq. | Pct. | Freq. | Pct. | |
| 01 Never | 204 | 85 | 485 | 89 | 1 | 100 | 690 | 87.8 | |
| 02 Once | 17 | 7 | 32 | 6 | 0 | 0 | 49 | 6.2 | |
| 03 Twice | 8 | 3 | 18 | 3 | 0 | 0 | 26 | 3.3 | |
| 04 3-5 times | 7 | 3 | 6 | 1 | 0 | 0 | 13 | 1.7 | |
| 05 6-9 times | 2 | 1 | 2 | 0 | 0 | 0 | 4 | 0.5 | |
| 06 10 or more times | 2 | 1 | 2 | 0 | 0 | 0 | 4 | 0.5 | |
| Valid responses = | 240 | 31 | 545 | 69 | 1 | 0 | 786 | 98.6 | |

Invalid responses include no response or multiple responses.

37c. During the past 30 days, to what extent have you engaged in any of the following behaviors?

c. Heard someone else brag about his/her alcohol or other drug use

| | Male | | Female | | Unknown | | Total | | |
|---------------------|-------|------|--------|------|---------|------|-------|------|--|
| | Freq. | Pct. | Freq. | Pct. | Freq. | Pct. | Freq. | Pct. | |
| 01 Never | 50 | 21 | 121 | 22 | 0 | 0 | 171 | 21.8 | |
| 02 Once | 20 | 8 | 84 | 15 | 0 | 0 | 104 | 13.2 | |
| 03 Twice | 43 | 18 | 103 | 19 | 0 | 0 | 146 | 18.6 | |
| 04 3-5 times | 68 | 29 | 153 | 28 | 1 | 100 | 222 | 28.2 | |
| 05 6-9 times | 23 | 10 | 44 | 8 | 0 | 0 | 67 | 8.5 | |
| 06 10 or more times | 34 | 14 | 42 | 8 | 0 | 0 | 76 | 9.7 | |
| Valid responses = | 238 | 30 | 547 | 70 | 1 | 0 | 786 | 98.6 | |

Invalid responses include no response or multiple responses.

37d. During the past 30 days, to what extent have you engaged in any of the following behaviors?

d. Carried a weapon such as a gun, knife, etc. (do not count hunting situations or weapons used as part of your job)

| | Male | | Female | | Unknown | | Total | | |
|---------------------|-------|------|--------|------|---------|------|-------|------|--|
| | Freq. | Pct. | Freq. | Pct. | Freq. | Pct. | Freq. | Pct. | |
| 01 Never | 216 | 91 | 526 | 97 | 1 | 100 | 743 | 94.8 | |
| 02 Once | 6 | 3 | 9 | 2 | 0 | 0 | 15 | 1.9 | |
| 03 Twice | 3 | 1 | 3 | 1 | 0 | 0 | 6 | 0.8 | |
| 04 3-5 times | 3 | 1 | 2 | 0 | 0 | 0 | 5 | 0.6 | |
| 05 6-9 times | 2 | 1 | 0 | 0 | 0 | 0 | 2 | 0.3 | |
| 06 10 or more times | 8 | 3 | 5 | 1 | 0 | 0 | 13 | 1.7 | |
| Valid responses = | 238 | 30 | 545 | 70 | 1 | 0 | 784 | 98.4 | |

Invalid responses include no response or multiple responses.

37e. During the past 30 days, to what extent have you engaged in any of the following behaviors?

e. Experienced peer pressure to drink or use drugs

| | Male | | Female | | Unknown | | Total | | |
|---------------------|-------|------|--------|------|---------|------|-------|------|--|
| | Freq. | Pct. | Freq. | Pct. | Freq. | Pct. | Freq. | Pct. | |
| 01 Never | 141 | 59 | 390 | 71 | 0 | 0 | 531 | 67.6 | |
| 02 Once | 32 | 13 | 81 | 15 | 1 | 100 | 114 | 14.5 | |
| 03 Twice | 27 | 11 | 32 | 6 | 0 | 0 | 59 | 7.5 | |
| 04 3-5 times | 24 | 10 | 31 | 6 | 0 | 0 | 55 | 7.0 | |
| 05 6-9 times | 6 | 3 | 7 | 1 | 0 | 0 | 13 | 1.7 | |
| 06 10 or more times | 8 | 3 | 6 | 1 | 0 | 0 | 14 | 1.8 | |
| Valid responses = | 238 | 30 | 547 | 70 | 1 | 0 | 786 | 98.6 | |

Invalid responses include no response or multiple responses.

37f. During the past 30 days, to what extent have you engaged in any of the following behaviors?

f. Held a drink to have people stop bothering you about why you weren't drinking

| | Male | | Female | | Unknown | | Total | | |
|---------------------|-------|------|--------|------|---------|------|-------|------|--|
| | Freq. | Pct. | Freq. | Pct. | Freq. | Pct. | Freq. | Pct. | |
| 01 Never | 221 | 93 | 492 | 90 | 1 | 100 | 714 | 91.1 | |
| 02 Once | 11 | 5 | 36 | 7 | 0 | 0 | 47 | 6.0 | |
| 03 Twice | 4 | 2 | 4 | 1 | 0 | 0 | 8 | 1.0 | |
| 04 3-5 times | 1 | 0 | 10 | 2 | 0 | 0 | 11 | 1.4 | |
| 05 6-9 times | 0 | 0 | 2 | 0 | 0 | 0 | 2 | 0.3 | |
| 06 10 or more times | 1 | 0 | 1 | 0 | 0 | 0 | 2 | 0.3 | |
| Valid responses = | 238 | 30 | 545 | 70 | 1 | 0 | 784 | 98.4 | |

Invalid responses include no response or multiple responses.

37g. During the past 30 days, to what extent have you engaged in any of the following behaviors?

g. Thought a sexual partner was not attractive because he/she was drunk

| | Male | | Female | | Unknown | | Total | | |
|---------------------|-------|------|--------|------|---------|------|-------|------|--|
| | Freq. | Pct. | Freq. | Pct. | Freq. | Pct. | Freq. | Pct. | |
| 01 Never | 198 | 83 | 466 | 86 | 1 | 100 | 665 | 85.1 | |
| 02 Once | 16 | 7 | 26 | 5 | 0 | 0 | 42 | 5.4 | |
| 03 Twice | 13 | 5 | 29 | 5 | 0 | 0 | 42 | 5.4 | |
| 04 3-5 times | 9 | 4 | 13 | 2 | 0 | 0 | 22 | 2.8 | |
| 05 6-9 times | 1 | 0 | 5 | 1 | 0 | 0 | 6 | 0.8 | |
| 06 10 or more times | 2 | 1 | 2 | 0 | 0 | 0 | 4 | 0.5 | |
| Valid responses = | 239 | 31 | 541 | 69 | 1 | 0 | 781 | 98.0 | |

Invalid responses include no response or multiple responses.

37h. During the past 30 days, to what extent have you engaged in any of the following behaviors?

h. Told a sexual partner that he/she was not attractive because he/she was drunk

| | Male | | Female | | Unknown | | Total | | |
|---------------------|-------|------|--------|------|---------|------|-------|------|--|
| | Freq. | Pct. | Freq. | Pct. | Freq. | Pct. | Freq. | Pct. | |
| 01 Never | 214 | 90 | 498 | 92 | 1 | 100 | 713 | 91.1 | |
| 02 Once | 12 | 5 | 19 | 3 | 0 | 0 | 31 | 4.0 | |
| 03 Twice | 7 | 3 | 19 | 3 | 0 | 0 | 26 | 3.3 | |
| 04 3-5 times | 3 | 1 | 7 | 1 | 0 | 0 | 10 | 1.3 | |
| 05 6-9 times | 0 | 0 | 1 | 0 | 0 | 0 | 1 | 0.1 | |
| 06 10 or more times | 2 | 1 | 0 | 0 | 0 | 0 | 2 | 0.3 | |
| Valid responses = | 238 | 30 | 544 | 69 | 1 | 0 | 783 | 98.2 | |

Invalid responses include no response or multiple responses.

38a. To what extent do you agree with the following statements?

a. I feel valued as a person on this campus

| | Male | | Female | | Unknown | | Total | | |
|----------------------|-------|------|--------|------|---------|------|-------|------|--|
| | Freq. | Pct. | Freq. | Pct. | Freq. | Pct. | Freq. | Pct. | |
| 01 Strongly agree | 64 | 27 | 144 | 26 | 0 | 0 | 208 | 26.5 | |
| 02 Agree | 108 | 45 | 266 | 49 | 1 | 100 | 375 | 47.8 | |
| 03 Neutral | 36 | 15 | 85 | 16 | 0 | 0 | 121 | 15.4 | |
| 04 Disagree | 17 | 7 | 32 | 6 | 0 | 0 | 49 | 6.3 | |
| 05 Strongly disagree | 8 | 3 | 12 | 2 | 0 | 0 | 20 | 2.6 | |
| 06 Don't know | 5 | 2 | 6 | 1 | 0 | 0 | 11 | 1.4 | |
| Valid responses = | 238 | 30 | 545 | 70 | 1 | 0 | 784 | 98.4 | |

Invalid responses include no response or multiple responses.

Furman University (online) (2009 Other)

SIUC/Core Institute
1225 Douglas Drive
(618) 453-4366
Carbondale, IL 62901

Consortium Number =
Institution Number = 6617
Number of Surveys = 797

38b. To what extent do you agree with the following statements?

b. I feel that faculty and staff care about me as a student

| | Male | | Female | | Unknown | | Total | | |
|----------------------|-------|------|--------|------|---------|------|-------|------|--|
| | Freq. | Pct. | Freq. | Pct. | Freq. | Pct. | Freq. | Pct. | |
| 01 Strongly agree | 85 | 35 | 183 | 34 | 1 | 100 | 269 | 34.2 | |
| 02 Agree | 112 | 47 | 300 | 55 | 0 | 0 | 412 | 52.4 | |
| 03 Neutral | 24 | 10 | 50 | 9 | 0 | 0 | 74 | 9.4 | |
| 04 Disagree | 8 | 3 | 9 | 2 | 0 | 0 | 17 | 2.2 | |
| 05 Strongly disagree | 9 | 4 | 2 | 0 | 0 | 0 | 11 | 1.4 | |
| 06 Don't know | 2 | 1 | 1 | 0 | 0 | 0 | 3 | 0.4 | |
| Valid responses = | 240 | 31 | 545 | 69 | 1 | 0 | 786 | 98.6 | |

Invalid responses include no response or multiple responses.

38c. To what extent do you agree with the following statements?

c. I have a responsibility to contribute to the well-being of other students

| | Male | | Female | | Unknown | | Total | | |
|----------------------|-------|------|--------|------|---------|------|-------|------|--|
| | Freq. | Pct. | Freq. | Pct. | Freq. | Pct. | Freq. | Pct. | |
| 01 Strongly agree | 70 | 29 | 172 | 32 | 1 | 100 | 243 | 31.0 | |
| 02 Agree | 112 | 47 | 267 | 49 | 0 | 0 | 379 | 48.3 | |
| 03 Neutral | 38 | 16 | 87 | 16 | 0 | 0 | 125 | 15.9 | |
| 04 Disagree | 11 | 5 | 13 | 2 | 0 | 0 | 24 | 3.1 | |
| 05 Strongly disagree | 7 | 3 | 3 | 1 | 0 | 0 | 10 | 1.3 | |
| 06 Don't know | 2 | 1 | 2 | 0 | 0 | 0 | 4 | 0.5 | |
| Valid responses = | 240 | 31 | 544 | 69 | 1 | 0 | 785 | 98.5 | |

Invalid responses include no response or multiple responses.

38d. To what extent do you agree with the following statements?

d. My campus encourages me to help others in need

| | Male | | Female | | Unknown | | Total | | |
|----------------------|-------|------|--------|------|---------|------|-------|------|--|
| | Freq. | Pct. | Freq. | Pct. | Freq. | Pct. | Freq. | Pct. | |
| 01 Strongly agree | 48 | 20 | 141 | 26 | 0 | 0 | 189 | 24.0 | |
| 02 Agree | 112 | 47 | 278 | 51 | 1 | 100 | 391 | 49.7 | |
| 03 Neutral | 53 | 22 | 106 | 19 | 0 | 0 | 159 | 20.2 | |
| 04 Disagree | 19 | 8 | 17 | 3 | 0 | 0 | 36 | 4.6 | |
| 05 Strongly disagree | 5 | 2 | 2 | 0 | 0 | 0 | 7 | 0.9 | |
| 06 Don't know | 2 | 1 | 3 | 1 | 0 | 0 | 5 | 0.6 | |
| Valid responses = | 239 | 30 | 547 | 70 | 1 | 0 | 787 | 98.7 | |

Invalid responses include no response or multiple responses.

38e. To what extent do you agree with the following statements?

e. I abide by the university policy and regulations that concern alcohol and other drug use

| | Male | | Female | | Unknown | | Total | | |
|----------------------|-------|------|--------|------|---------|------|-------|------|--|
| | Freq. | Pct. | Freq. | Pct. | Freq. | Pct. | Freq. | Pct. | |
| 01 Strongly agree | 62 | 26 | 191 | 35 | 0 | 0 | 253 | 32.1 | |
| 02 Agree | 33 | 14 | 107 | 20 | 1 | 100 | 141 | 17.9 | |
| 03 Neutral | 39 | 16 | 103 | 19 | 0 | 0 | 142 | 18.0 | |
| 04 Disagree | 55 | 23 | 107 | 20 | 0 | 0 | 162 | 20.6 | |
| 05 Strongly disagree | 47 | 20 | 35 | 6 | 0 | 0 | 82 | 10.4 | |
| 06 Don't know | 4 | 2 | 4 | 1 | 0 | 0 | 8 | 1.0 | |
| Valid responses = | 240 | 30 | 547 | 69 | 1 | 0 | 788 | 98.9 | |

Invalid responses include no response or multiple responses.

Furman University (online) (2009 Other)

SIUC/Core Institute
1225 Douglas Drive
(618) 453-4366
Carbondale, IL 62901

Consortium Number =
Institution Number = 6617
Number of Surveys = 797

39a. In which of the following ways does other students' drinking interfere with your life on or around campus?

a. Interrupts your studying

| | Male | | Female | | Unknown | | Total | | |
|-------------------|-------|------|--------|------|---------|------|-------|------|--|
| | Freq. | Pct. | Freq. | Pct. | Freq. | Pct. | Freq. | Pct. | |
| 01 Yes | 65 | 27 | 164 | 30 | 1 | 100 | 230 | 29.2 | |
| 02 No | 173 | 73 | 384 | 70 | 0 | 0 | 557 | 70.8 | |
| Valid responses = | 238 | 30 | 548 | 70 | 1 | 0 | 787 | 98.7 | |

Invalid responses include no response or multiple responses.

39b. In which of the following ways does other students' drinking interfere with your life on or around campus?

b. Makes you feel unsafe

| | Male | | Female | | Unknown | | Total | | |
|-------------------|-------|------|--------|------|---------|------|-------|------|--|
| | Freq. | Pct. | Freq. | Pct. | Freq. | Pct. | Freq. | Pct. | |
| 01 Yes | 26 | 11 | 73 | 13 | 0 | 0 | 99 | 12.6 | |
| 02 No | 212 | 89 | 475 | 87 | 1 | 100 | 688 | 87.4 | |
| Valid responses = | 238 | 30 | 548 | 70 | 1 | 0 | 787 | 98.7 | |

Invalid responses include no response or multiple responses.

39c. In which of the following ways does other students' drinking interfere with your life on or around campus?

c. Messes up your physical living space (cleanliness, neatness, organization, etc.)

| | Male | | Female | | Unknown | | Total | | |
|-------------------|-------|------|--------|------|---------|------|-------|------|--|
| | Freq. | Pct. | Freq. | Pct. | Freq. | Pct. | Freq. | Pct. | |
| 01 Yes | 73 | 31 | 114 | 21 | 1 | 100 | 188 | 23.9 | |
| 02 No | 165 | 69 | 433 | 79 | 0 | 0 | 598 | 76.1 | |
| Valid responses = | 238 | 30 | 547 | 70 | 1 | 0 | 786 | 98.6 | |

Invalid responses include no response or multiple responses.

39d. In which of the following ways does other students' drinking interfere with your life on or around campus?

d. Adversely affects your involvement on an athletic team or in other organized groups

| | Male | | Female | | Unknown | | Total | | |
|-------------------|-------|------|--------|------|---------|------|-------|------|--|
| | Freq. | Pct. | Freq. | Pct. | Freq. | Pct. | Freq. | Pct. | |
| 01 Yes | 19 | 8 | 33 | 6 | 0 | 0 | 52 | 6.6 | |
| 02 No | 217 | 92 | 513 | 94 | 1 | 100 | 731 | 93.4 | |
| Valid responses = | 236 | 30 | 546 | 70 | 1 | 0 | 783 | 98.2 | |

Invalid responses include no response or multiple responses.

39e. In which of the following ways does other students' drinking interfere with your life on or around campus?

e. Prevents you from enjoying events (concerts, sports, social activities, etc.)

| | Male | | Female | | Unknown | | Total | | |
|-------------------|-------|------|--------|------|---------|------|-------|------|--|
| | Freq. | Pct. | Freq. | Pct. | Freq. | Pct. | Freq. | Pct. | |
| 01 Yes | 27 | 11 | 94 | 17 | 0 | 0 | 121 | 15.4 | |
| 02 No | 211 | 89 | 452 | 83 | 1 | 100 | 664 | 84.6 | |
| Valid responses = | 238 | 30 | 546 | 70 | 1 | 0 | 785 | 98.5 | |

Invalid responses include no response or multiple responses.

39f. In which of the following ways does other students' drinking interfere with your life on or around campus?

f. Interferes in other way(s)

| | Male | | Female | | Unknown | | Total | | |
|-------------------|-------|------|--------|------|---------|------|-------|------|--|
| | Freq. | Pct. | Freq. | Pct. | Freq. | Pct. | Freq. | Pct. | |
| 01 Yes | 64 | 27 | 149 | 27 | 1 | 100 | 214 | 27.2 | |
| 02 No | 173 | 73 | 399 | 73 | 0 | 0 | 572 | 72.8 | |
| Valid responses = | 237 | 30 | 548 | 70 | 1 | 0 | 786 | 98.6 | |

Invalid responses include no response or multiple responses.

Furman University (online) (2009 Other)

SIUC/Core Institute
1225 Douglas Drive
(618) 453-4366
Carbondale, IL 62901

Consortium Number =
Institution Number = 6617
Number of Surveys = 797

39g. In which of the following ways does other students' drinking interfere with your life on or around campus?

g. Doesn't interfere with my life

| | Male | | Female | | Unknown | | Total | | |
|-------------------|-------|------|--------|------|---------|------|-------|------|--|
| | Freq. | Pct. | Freq. | Pct. | Freq. | Pct. | Freq. | Pct. | |
| 01 Yes | 133 | 57 | 312 | 57 | 0 | 0 | 445 | 57.2 | |
| 02 No | 101 | 43 | 231 | 43 | 1 | 100 | 333 | 42.8 | |
| Valid responses = | 234 | 30 | 543 | 70 | 1 | 0 | 778 | 97.6 | |

Invalid responses include no response or multiple responses.

Type. Web Survey?

| | Male | | Female | | Unknown | | Total | | |
|-------------------|-------|------|--------|------|---------|------|-------|-------|--|
| | Freq. | Pct. | Freq. | Pct. | Freq. | Pct. | Freq. | Pct. | |
| 01 Yes | 243 | 100 | 553 | 100 | 1 | 100 | 797 | 100.0 | |
| 02 No | 0 | 0 | 0 | 0 | 0 | 0 | 0 | 0.0 | |
| Valid responses = | 243 | 30 | 553 | 69 | 1 | 0 | 797 | 100.0 | |

Invalid responses include no response or multiple responses.

40. Extra Question 1

| | Male | | Female | | Unknown | | Total | | |
|-------------------|-------|------|--------|------|---------|------|-------|------|--|
| | Freq. | Pct. | Freq. | Pct. | Freq. | Pct. | Freq. | Pct. | |
| 00 Response 0 | 173 | 72 | 502 | 92 | 1 | 100 | 676 | 85.7 | |
| 01 Response 1 | 32 | 13 | 32 | 6 | 0 | 0 | 64 | 8.1 | |
| 02 Response 2 | 15 | 6 | 11 | 2 | 0 | 0 | 26 | 3.3 | |
| 03 Response 3 | 16 | 7 | 3 | 1 | 0 | 0 | 19 | 2.4 | |
| 04 Response 4 | 4 | 2 | 0 | 0 | 0 | 0 | 4 | 0.5 | |
| 05 Response 5 | 0 | 0 | 0 | 0 | 0 | 0 | 0 | 0.0 | |
| 06 Response 6 | 0 | 0 | 0 | 0 | 0 | 0 | 0 | 0.0 | |
| 07 Response 7 | 0 | 0 | 0 | 0 | 0 | 0 | 0 | 0.0 | |
| 08 Response 8 | 0 | 0 | 0 | 0 | 0 | 0 | 0 | 0.0 | |
| 09 Response 9 | 0 | 0 | 0 | 0 | 0 | 0 | 0 | 0.0 | |
| Valid responses = | 240 | 30 | 548 | 69 | 1 | 0 | 789 | 99.0 | |

Invalid responses include no response or multiple responses.

40. Extra Question 2

| | Male | | Female | | Unknown | | Total | | |
|-------------------|-------|------|--------|------|---------|------|-------|------|--|
| | Freq. | Pct. | Freq. | Pct. | Freq. | Pct. | Freq. | Pct. | |
| 00 Response 0 | 200 | 83 | 540 | 98 | 1 | 100 | 741 | 93.6 | |
| 01 Response 1 | 22 | 9 | 8 | 1 | 0 | 0 | 30 | 3.8 | |
| 02 Response 2 | 7 | 3 | 1 | 0 | 0 | 0 | 8 | 1.0 | |
| 03 Response 3 | 11 | 5 | 0 | 0 | 0 | 0 | 11 | 1.4 | |
| 04 Response 4 | 2 | 1 | 0 | 0 | 0 | 0 | 2 | 0.3 | |
| 05 Response 5 | 0 | 0 | 0 | 0 | 0 | 0 | 0 | 0.0 | |
| 06 Response 6 | 0 | 0 | 0 | 0 | 0 | 0 | 0 | 0.0 | |
| 07 Response 7 | 0 | 0 | 0 | 0 | 0 | 0 | 0 | 0.0 | |
| 08 Response 8 | 0 | 0 | 0 | 0 | 0 | 0 | 0 | 0.0 | |
| 09 Response 9 | 0 | 0 | 0 | 0 | 0 | 0 | 0 | 0.0 | |
| Valid responses = | 242 | 31 | 549 | 69 | 1 | 0 | 792 | 99.4 | |

Invalid responses include no response or multiple responses.

Furman University (online) (2009 Other)

SIUC/Core Institute
1225 Douglas Drive
(618) 453-4366
Carbondale, IL 62901

Consortium Number =
Institution Number = 6617
Number of Surveys = 797

Cross-tabulation Report
Core Alcohol and Drug Survey - Long Form

Wednesday, April 01, 2009
Page 49 of 52

40. Extra Question 3

| | Male | | Female | | Unknown | | Total | | |
|-------------------|-------|------|--------|------|---------|------|-------|------|--|
| | Freq. | Pct. | Freq. | Pct. | Freq. | Pct. | Freq. | Pct. | |
| 00 Response 0 | 219 | 91 | 544 | 100 | 1 | 100 | 764 | 97.0 | |
| 01 Response 1 | 10 | 4 | 2 | 0 | 0 | 0 | 12 | 1.5 | |
| 02 Response 2 | 9 | 4 | 0 | 0 | 0 | 0 | 9 | 1.1 | |
| 03 Response 3 | 2 | 1 | 0 | 0 | 0 | 0 | 2 | 0.3 | |
| 04 Response 4 | 1 | 0 | 0 | 0 | 0 | 0 | 1 | 0.1 | |
| 05 Response 5 | 0 | 0 | 0 | 0 | 0 | 0 | 0 | 0.0 | |
| 06 Response 6 | 0 | 0 | 0 | 0 | 0 | 0 | 0 | 0.0 | |
| 07 Response 7 | 0 | 0 | 0 | 0 | 0 | 0 | 0 | 0.0 | |
| 08 Response 8 | 0 | 0 | 0 | 0 | 0 | 0 | 0 | 0.0 | |
| 09 Response 9 | 0 | 0 | 0 | 0 | 0 | 0 | 0 | 0.0 | |
| Valid responses = | 241 | 31 | 546 | 69 | 1 | 0 | 788 | 98.9 | |

Invalid responses include no response or multiple responses.

40. Extra Question 4

| | Male | | Female | | Unknown | | Total | | |
|-------------------|-------|------|--------|------|---------|------|-------|------|--|
| | Freq. | Pct. | Freq. | Pct. | Freq. | Pct. | Freq. | Pct. | |
| 00 Response 0 | 78 | 32 | 129 | 24 | 0 | 0 | 207 | 26.3 | |
| 01 Response 1 | 79 | 33 | 203 | 37 | 0 | 0 | 282 | 35.8 | |
| 02 Response 2 | 41 | 17 | 112 | 21 | 1 | 100 | 154 | 19.5 | |
| 03 Response 3 | 11 | 5 | 24 | 4 | 0 | 0 | 35 | 4.4 | |
| 04 Response 4 | 32 | 13 | 78 | 14 | 0 | 0 | 110 | 14.0 | |
| 05 Response 5 | 0 | 0 | 0 | 0 | 0 | 0 | 0 | 0.0 | |
| 06 Response 6 | 0 | 0 | 0 | 0 | 0 | 0 | 0 | 0.0 | |
| 07 Response 7 | 0 | 0 | 0 | 0 | 0 | 0 | 0 | 0.0 | |
| 08 Response 8 | 0 | 0 | 0 | 0 | 0 | 0 | 0 | 0.0 | |
| 09 Response 9 | 0 | 0 | 0 | 0 | 0 | 0 | 0 | 0.0 | |
| Valid responses = | 241 | 31 | 546 | 69 | 1 | 0 | 788 | 98.9 | |

Invalid responses include no response or multiple responses.

40. Extra Question 5

| | Male | | Female | | Unknown | | Total | | |
|-------------------|-------|------|--------|------|---------|------|-------|------|--|
| | Freq. | Pct. | Freq. | Pct. | Freq. | Pct. | Freq. | Pct. | |
| 00 Response 0 | 156 | 64 | 256 | 47 | 0 | 0 | 412 | 52.1 | |
| 01 Response 1 | 45 | 19 | 168 | 31 | 0 | 0 | 213 | 26.9 | |
| 02 Response 2 | 12 | 5 | 59 | 11 | 1 | 100 | 72 | 9.1 | |
| 03 Response 3 | 15 | 6 | 26 | 5 | 0 | 0 | 41 | 5.2 | |
| 04 Response 4 | 14 | 6 | 39 | 7 | 0 | 0 | 53 | 6.7 | |
| 05 Response 5 | 0 | 0 | 0 | 0 | 0 | 0 | 0 | 0.0 | |
| 06 Response 6 | 0 | 0 | 0 | 0 | 0 | 0 | 0 | 0.0 | |
| 07 Response 7 | 0 | 0 | 0 | 0 | 0 | 0 | 0 | 0.0 | |
| 08 Response 8 | 0 | 0 | 0 | 0 | 0 | 0 | 0 | 0.0 | |
| 09 Response 9 | 0 | 0 | 0 | 0 | 0 | 0 | 0 | 0.0 | |
| Valid responses = | 242 | 31 | 548 | 69 | 1 | 0 | 791 | 99.2 | |

Invalid responses include no response or multiple responses.

Furman University (online) (2009 Other)

SIUC/Core Institute
1225 Douglas Drive
(618) 453-4366
Carbondale, IL 62901

Consortium Number =
Institution Number = 6617
Number of Surveys = 797

40. Extra Question 6

| | Male | | Female | | Unknown | | Total | | |
|-------------------|-------|------|--------|------|---------|------|-------|------|--|
| | Freq. | Pct. | Freq. | Pct. | Freq. | Pct. | Freq. | Pct. | |
| 00 Response 0 | 149 | 62 | 270 | 49 | 0 | 0 | 419 | 53.0 | |
| 01 Response 1 | 46 | 19 | 182 | 33 | 1 | 100 | 229 | 29.0 | |
| 02 Response 2 | 18 | 7 | 48 | 9 | 0 | 0 | 66 | 8.3 | |
| 03 Response 3 | 15 | 6 | 21 | 4 | 0 | 0 | 36 | 4.6 | |
| 04 Response 4 | 14 | 6 | 27 | 5 | 0 | 0 | 41 | 5.2 | |
| 05 Response 5 | 0 | 0 | 0 | 0 | 0 | 0 | 0 | 0.0 | |
| 06 Response 6 | 0 | 0 | 0 | 0 | 0 | 0 | 0 | 0.0 | |
| 07 Response 7 | 0 | 0 | 0 | 0 | 0 | 0 | 0 | 0.0 | |
| 08 Response 8 | 0 | 0 | 0 | 0 | 0 | 0 | 0 | 0.0 | |
| 09 Response 9 | 0 | 0 | 0 | 0 | 0 | 0 | 0 | 0.0 | |
| Valid responses = | 242 | 31 | 548 | 69 | 1 | 0 | 791 | 99.2 | |

Invalid responses include no response or multiple responses.

40. Extra Question 7

| | Male | | Female | | Unknown | | Total | | |
|-------------------|-------|------|--------|------|---------|------|-------|------|--|
| | Freq. | Pct. | Freq. | Pct. | Freq. | Pct. | Freq. | Pct. | |
| 00 Response 0 | 138 | 57 | 218 | 40 | 0 | 0 | 356 | 45.0 | |
| 01 Response 1 | 65 | 27 | 199 | 36 | 1 | 100 | 265 | 33.5 | |
| 02 Response 2 | 15 | 6 | 38 | 7 | 0 | 0 | 53 | 6.7 | |
| 03 Response 3 | 24 | 10 | 93 | 17 | 0 | 0 | 117 | 14.8 | |
| 04 Response 4 | 0 | 0 | 0 | 0 | 0 | 0 | 0 | 0.0 | |
| 05 Response 5 | 0 | 0 | 0 | 0 | 0 | 0 | 0 | 0.0 | |
| 06 Response 6 | 0 | 0 | 0 | 0 | 0 | 0 | 0 | 0.0 | |
| 07 Response 7 | 0 | 0 | 0 | 0 | 0 | 0 | 0 | 0.0 | |
| 08 Response 8 | 0 | 0 | 0 | 0 | 0 | 0 | 0 | 0.0 | |
| 09 Response 9 | 0 | 0 | 0 | 0 | 0 | 0 | 0 | 0.0 | |
| Valid responses = | 242 | 31 | 548 | 69 | 1 | 0 | 791 | 99.2 | |

Invalid responses include no response or multiple responses.

40. Extra Question 8

| | Male | | Female | | Unknown | | Total | | |
|-------------------|-------|------|--------|------|---------|------|-------|------|--|
| | Freq. | Pct. | Freq. | Pct. | Freq. | Pct. | Freq. | Pct. | |
| 00 Response 0 | 73 | 30 | 112 | 20 | 0 | 0 | 185 | 23.4 | |
| 01 Response 1 | 46 | 19 | 131 | 24 | 0 | 0 | 177 | 22.4 | |
| 02 Response 2 | 48 | 20 | 133 | 24 | 1 | 100 | 182 | 23.0 | |
| 03 Response 3 | 35 | 15 | 79 | 14 | 0 | 0 | 114 | 14.4 | |
| 04 Response 4 | 38 | 16 | 94 | 17 | 0 | 0 | 132 | 16.7 | |
| 05 Response 5 | 0 | 0 | 0 | 0 | 0 | 0 | 0 | 0.0 | |
| 06 Response 6 | 0 | 0 | 0 | 0 | 0 | 0 | 0 | 0.0 | |
| 07 Response 7 | 0 | 0 | 0 | 0 | 0 | 0 | 0 | 0.0 | |
| 08 Response 8 | 0 | 0 | 0 | 0 | 0 | 0 | 0 | 0.0 | |
| 09 Response 9 | 0 | 0 | 0 | 0 | 0 | 0 | 0 | 0.0 | |
| Valid responses = | 240 | 30 | 549 | 69 | 1 | 0 | 790 | 99.1 | |

Invalid responses include no response or multiple responses.

Furman University (online) (2009 Other)

SIUC/Core Institute
1225 Douglas Drive
(618) 453-4366
Carbondale, IL 62901

Consortium Number =
Institution Number = 6617
Number of Surveys = 797

40. Extra Question 9

| | Male | | Female | | Unknown | | Total | | |
|-------------------|-------|------|--------|------|---------|------|-------|------|--|
| | Freq. | Pct. | Freq. | Pct. | Freq. | Pct. | Freq. | Pct. | |
| 00 Response 0 | 3 | 1 | 1 | 0 | 0 | 0 | 4 | 0.5 | |
| 01 Response 1 | 74 | 31 | 196 | 36 | 0 | 0 | 270 | 34.2 | |
| 02 Response 2 | 14 | 6 | 33 | 6 | 0 | 0 | 47 | 6.0 | |
| 03 Response 3 | 88 | 37 | 176 | 32 | 1 | 100 | 265 | 33.6 | |
| 04 Response 4 | 46 | 19 | 118 | 22 | 0 | 0 | 164 | 20.8 | |
| 05 Response 5 | 16 | 7 | 23 | 4 | 0 | 0 | 39 | 4.9 | |
| 06 Response 6 | 0 | 0 | 0 | 0 | 0 | 0 | 0 | 0.0 | |
| 07 Response 7 | 0 | 0 | 0 | 0 | 0 | 0 | 0 | 0.0 | |
| 08 Response 8 | 0 | 0 | 0 | 0 | 0 | 0 | 0 | 0.0 | |
| 09 Response 9 | 0 | 0 | 0 | 0 | 0 | 0 | 0 | 0.0 | |
| Valid responses = | 241 | 31 | 547 | 69 | 1 | 0 | 789 | 99.0 | |

Invalid responses include no response or multiple responses.

40. Extra Question 10

| | Male | | Female | | Unknown | | Total | | |
|-------------------|-------|------|--------|------|---------|------|-------|------|--|
| | Freq. | Pct. | Freq. | Pct. | Freq. | Pct. | Freq. | Pct. | |
| 00 Response 0 | 2 | 1 | 1 | 0 | 0 | 0 | 3 | 0.4 | |
| 01 Response 1 | 4 | 2 | 7 | 1 | 0 | 0 | 11 | 1.4 | |
| 02 Response 2 | 11 | 5 | 19 | 3 | 0 | 0 | 30 | 3.8 | |
| 03 Response 3 | 19 | 8 | 74 | 14 | 0 | 0 | 93 | 11.8 | |
| 04 Response 4 | 187 | 77 | 406 | 74 | 1 | 100 | 594 | 75.1 | |
| 05 Response 5 | 19 | 8 | 41 | 7 | 0 | 0 | 60 | 7.6 | |
| 06 Response 6 | 0 | 0 | 0 | 0 | 0 | 0 | 0 | 0.0 | |
| 07 Response 7 | 0 | 0 | 0 | 0 | 0 | 0 | 0 | 0.0 | |
| 08 Response 8 | 0 | 0 | 0 | 0 | 0 | 0 | 0 | 0.0 | |
| 09 Response 9 | 0 | 0 | 0 | 0 | 0 | 0 | 0 | 0.0 | |
| Valid responses = | 242 | 31 | 548 | 69 | 1 | 0 | 791 | 99.2 | |

Invalid responses include no response or multiple responses.

40. Extra Question 11

| | Male | | Female | | Unknown | | Total | | |
|-------------------|-------|------|--------|------|---------|------|-------|------|--|
| | Freq. | Pct. | Freq. | Pct. | Freq. | Pct. | Freq. | Pct. | |
| 00 Response 0 | 70 | 29 | 179 | 33 | 0 | 0 | 249 | 31.7 | |
| 01 Response 1 | 169 | 71 | 367 | 67 | 1 | 100 | 537 | 68.3 | |
| 02 Response 2 | 0 | 0 | 0 | 0 | 0 | 0 | 0 | 0.0 | |
| 03 Response 3 | 0 | 0 | 0 | 0 | 0 | 0 | 0 | 0.0 | |
| 04 Response 4 | 0 | 0 | 0 | 0 | 0 | 0 | 0 | 0.0 | |
| 05 Response 5 | 0 | 0 | 0 | 0 | 0 | 0 | 0 | 0.0 | |
| 06 Response 6 | 0 | 0 | 0 | 0 | 0 | 0 | 0 | 0.0 | |
| 07 Response 7 | 0 | 0 | 0 | 0 | 0 | 0 | 0 | 0.0 | |
| 08 Response 8 | 0 | 0 | 0 | 0 | 0 | 0 | 0 | 0.0 | |
| 09 Response 9 | 0 | 0 | 0 | 0 | 0 | 0 | 0 | 0.0 | |
| Valid responses = | 239 | 30 | 546 | 69 | 1 | 0 | 786 | 98.6 | |

Invalid responses include no response or multiple responses.

Furman University (online) (2009 Other)

SIUC/Core Institute
 1225 Douglas Drive
 (618) 453-4366
 Carbondale, IL 62901

Consortium Number =
 Institution Number = 6617
 Number of Surveys = 797

40. Extra Question 12

| | Male | | Female | | Unknown | | Total | | |
|-------------------|-------|------|--------|------|---------|------|-------|------|--|
| | Freq. | Pct. | Freq. | Pct. | Freq. | Pct. | Freq. | Pct. | |
| 00 Response 0 | 219 | 91 | 504 | 92 | 1 | 100 | 724 | 91.6 | |
| 01 Response 1 | 6 | 2 | 9 | 2 | 0 | 0 | 15 | 1.9 | |
| 02 Response 2 | 16 | 7 | 35 | 6 | 0 | 0 | 51 | 6.5 | |
| 03 Response 3 | 0 | 0 | 0 | 0 | 0 | 0 | 0 | 0.0 | |
| 04 Response 4 | 0 | 0 | 0 | 0 | 0 | 0 | 0 | 0.0 | |
| 05 Response 5 | 0 | 0 | 0 | 0 | 0 | 0 | 0 | 0.0 | |
| 06 Response 6 | 0 | 0 | 0 | 0 | 0 | 0 | 0 | 0.0 | |
| 07 Response 7 | 0 | 0 | 0 | 0 | 0 | 0 | 0 | 0.0 | |
| 08 Response 8 | 0 | 0 | 0 | 0 | 0 | 0 | 0 | 0.0 | |
| 09 Response 9 | 0 | 0 | 0 | 0 | 0 | 0 | 0 | 0.0 | |
| Valid responses = | 241 | 31 | 548 | 69 | 1 | 0 | 790 | 99.1 | |

Invalid responses include no response or multiple responses.

40. Extra Question 13

| | Male | | Female | | Unknown | | Total | | |
|-------------------|-------|------|--------|------|---------|------|-------|------|--|
| | Freq. | Pct. | Freq. | Pct. | Freq. | Pct. | Freq. | Pct. | |
| 00 Response 0 | 38 | 16 | 42 | 8 | 0 | 0 | 80 | 10.1 | |
| 01 Response 1 | 76 | 31 | 183 | 33 | 1 | 100 | 260 | 32.8 | |
| 02 Response 2 | 26 | 11 | 89 | 16 | 0 | 0 | 115 | 14.5 | |
| 03 Response 3 | 18 | 7 | 35 | 6 | 0 | 0 | 53 | 6.7 | |
| 04 Response 4 | 84 | 35 | 200 | 36 | 0 | 0 | 284 | 35.9 | |
| 05 Response 5 | 0 | 0 | 0 | 0 | 0 | 0 | 0 | 0.0 | |
| 06 Response 6 | 0 | 0 | 0 | 0 | 0 | 0 | 0 | 0.0 | |
| 07 Response 7 | 0 | 0 | 0 | 0 | 0 | 0 | 0 | 0.0 | |
| 08 Response 8 | 0 | 0 | 0 | 0 | 0 | 0 | 0 | 0.0 | |
| 09 Response 9 | 0 | 0 | 0 | 0 | 0 | 0 | 0 | 0.0 | |
| Valid responses = | 242 | 31 | 549 | 69 | 1 | 0 | 792 | 99.4 | |

Invalid responses include no response or multiple responses.